



STALMOT & WOLMET

SMART IDEAS FOR FURNITURE

Okucia meblowe :: Furniture components :: Möbelbeschläge :: Мебельная фурнитура

2018/2019



PL

STALMOT & WOLMET jest producentem okuć meblowych z tradycjami sięgającymi roku 1974.

Trzy nowoczesne fabryki są zlokalizowane w Polsce.

Sprzedaż realizowana jest bezpośrednio oraz przez sieć dystrybucji na rynkach międzynarodowych.

Misja firmy

Wspieramy sukces naszych Klientów na rynku meblowym, zapewniając im:

- rozwiązania innowacyjne technicznie i wzorniczo,
- pomoc przy wdrażaniu nowych rozwiązań do seryjnej produkcji,
- niezawodne produkty o wysokiej jakości,
- atrakcyjne terminy dostaw.

Zapraszamy do współpracy!

DE

STALMOT & WOLMET produziert Möbelbeschläge in drei modernen Produktionsstandorten in Polen seit dem Jahr 1974.

Der Verkauf wird entweder direkt oder durch ein internationales Vertriebsnetz abgewickelt.

Mission des Unternehmens

Wir unterstützen den Erfolg unserer Kunden auf dem Möbelmarkt durch:

- innovative technische Lösungen und Design,
- Beratung bei der Einführung von neuen Lösungen in die Serienproduktion,
- zuverlässige und hochqualitative Produkte,
- attraktive Liefertermine.

Wir laden Sie sehr herzlich zur Zusammenarbeit ein!

EN

STALMOT & WOLMET is a manufacturer of furniture fittings with traditions dating back to 1974.

Three modern factories are located in Poland.

The sale is realized directly and by distribution network in the international markets.

Our Mission

We support the success of our Customers in the furniture market, by providing them with:

- technically innovative and well-designed products,
- assistance in implementing new solutions for the mass production,
- products of high quality and reliability,
- favourable delivery terms.

We invite You to cooperation!

RU

STALMOT & WOLMET является производителем мебельной фурнитуры с традициями, которые берут свое начало с 1974 г. Три современные фабрики расположены в Польше.

Продажа осуществляется напрямую, а также через сеть дистрибьюторов на международных рынках.

Миссия

Поддерживаем успех наших клиентов на мебельном рынке предоставляя им:

- инновационные решения технически и визуально,
- помощь при внедрении новых решений для серийной продукции,
- продукты высокого качества и большой надежности,
- привлекательные сроки реализации поставок.

Приглашаем к сотрудничеству!

BP 078-8

Kod wykończenia :: Finish option :: Art der Beschichtung :: Вариант исполнения
Numer artykułu :: Product name :: Artikelname :: Номер товара

PL

Objaśnienia znaków:

MIN minimalne zamówienie

- stale w magazynie
- ilość wyrobów na komplet
- i szczegóły na stronie
- kg waga [kg]

Typowe rodzaje wykończeń dla wyrobów z metalu:

- ...-0 bez pokrycia
- ...-1 ocynk
- ...-2 miedź – galwanizacja
- ...-4 kolor biały połysk – malowanie proszkowe
- ...-5 kolor czarny połysk – malowanie proszkowe
- ...-7 kolor srebrny – malowanie proszkowe
- ...-8 chrom połysk – galwanizacja
- ...-12 kolor czarny mat – malowanie proszkowe
- ...-19 kolor czarny struktura – malowanie proszkowe
- ...-20 aluminium polerowane
- ...-27 stal nierdzewna szczotkowana
- ...-28 stal nierdzewna polerowana
- ...-34 nikiel szczotkowany – galwanizacja
- ...-37 chrom czarny – galwanizacja
- ...-46 stal czerniona oksydowana

DE

Zeichenerklärung

MIN Mindestbestellmenge

- ständig verfügbar
- Menge
- i näher s.S.
- kg Gewicht [kg]

Standardbeschichtung von den Metallartikeln:

- ...-0 ohne Beschichtung
- ...-1 verzinkt
- ...-2 Kupfer – Galvanik
- ...-4 weiss glanz — pulverbeschichtet
- ...-5 schwarz glanz– pulverbeschichtet
- ...-7 silber — pulverbeschichtet
- ...-8 Chrom – Galvanik
- ...-12 schwarz matt – pulverbeschichtet
- ...-19 schwarz matt Struktur – pulverbeschichtet
- ...-20 Aluminium poliert
- ...-27 Edelstahl gebürstet
- ...-28 Edelstahl poliert
- ...-34 Nickel gebürstet - Galvanik
- ...-37 Schwarzchrom – Galvanik
- ...-46 Stahl schwarz oxidiert

EN

Explanatory signs

MIN minimal order

- available in stock
- quantity/set
- i details on the page
- kg weight [kg]

Standard covering for metal products:

- ...-0 no covering
- ...-1 zinc coating
- ...-2 copper – galvanization
- ...-4 white polished – powder coating
- ...-5 black polished – powder coating
- ...-7 silver – powder coating
- ...-8 chrome
- ...-12 black matt – powder coating
- ...-19 black structure – powder coating
- ...-20 aluminium polished
- ...-27 stainless steel brushed
- ...-28 stainless steel polished
- ...-34 brushed nickel - galvanization
- ...-37 black chrome – galvanization
- ...-46 blacken oxidized steel

RU

Легенда

MIN минимальный заказ

- постоянно в наличии
- количество/комплект;
- i подробности на странице;
- kg вес [кг]

Типичные варианты исполнения для металлических изделий

- ...-0 без покрытия
- ...-1 оцинковка
- ...-2 медь – гальваника
- ...-4 цвет белый блеск
- ...-5 цвет чёрный блеск – лак порошковый
- ...-7 цвет серебряный — лак порошковый
- ...-8 блестящий хром – гальваника
- ...-12 цвет чёрный матовый – лак порошковый
- ...-19 цвет чёрный, структурный – лак порошковый
- ...-20 алюминий полированный
- ...-27 нержавеющая сталь щёточная
- ...-28 нержавеющая сталь полированная
- ...-34 щеточный никель - гальваника
- ...-37 чёрный хром – гальваника
- ...-46 оксидированная сталь (чёрный)

- 4-21 **Mechanizmy sofy i narożnika**
Sofa and corner mechanisms
Funktionsbeschläge für Längs- und Querschläfermodelle
Механизмы для диванов и угловых диванов
- 22-27 **Mechanizmy otomany**
Corner ottoman mechanisms
Ottomanenbeschläge
Механизмы для оттоманки
- 28-33 **Mechanizmy łóżka**
Bed mechanisms
Bettbeschläge
Механизмы для кровати
- 34-39 **Mechanizmy fotela**
Armchair mechanisms
Fernsehesselbeschläge
Механизмы кресла
- 40-53 **Mechanizmy zagłówka i podłokietnika**
Headrest and armrest mechanisms
Funktionsbeschläge für Kopfstützen und Armlehnen
Механизмы подголовника и подлокотника
- 54-57 **Mechanizmy oparcia**
Backrest mechanisms
Rückenlehnenbeschläge
Механизмы спинки
- 58-61 **Mechanizmy stolika**
Table mechanisms
Beschläge für Tische
Механизмы столиков
- 62-74 **Okucia montażowe: łączniki, zawiasy, zaczepy, kątowniki, rolki**
Assembly fittings: connectors, hinges, hook brackets, angle brackets, castors
Zubehör: Verbinder, Scharniere, Aufhänger, Winkel, Rollen
Монтажная фурнитура: стяжки, петли, зацепы, угольники, ролики
- 75-78 **Aksesoria z tworzyw sztucznych**
Plastic accessories
Kunststoffzubehör
Пластмассовые изделия
- 79-93 **Nogi i podstawy meblowe**
Furniture legs and bases
Möbelfüße
Мебельные опоры
- 94-99 **Podstawy obrotowe**
Swivel bases
Drehgestelle
Мебельные базы
- 100-101 **Indeks**
Index
Index
Индекс



PUMA_SYSTEM

PUMA_SYSTEM

to rodzina nowoczesnych mechanizmów z funkcją spania do sofy i narożnika, wyróżniająca się następującymi cechami:
ERGONOMIA – obsługa funkcji spania jednym ruchem, wspomaganie sprężynami; system nie uszkadza podłogi;
KOMFORT – siedzenie oraz spanie na grubych materacach na obu leżyskach; siedzisko może być pochylone pod optymalnym kątem;
DESIGN – mebel może stać na wysokich nogach.

PUMA_SYSTEM

a complete range of modern mechanisms with sleeping functions for both sofas and corner sofas, distinguished by the following features:
ERGONOMICS – an easy to use sleeping function, unfolded in one move, supported by working springs, designed not to damage the floor;
COMFORT – thick mattresses, in both the seating and sleeping section of the sofa; an incline seat option for optimum comfort;
DESIGN – the possibility to build sofa on high legs.

PUMA_SYSTEM

ist eine Familie von modernen Mechanismen mit Schlaffunktion für Sofas und Ecken, die sich durch folgende Merkmale auszeichnen:
ERGONOMIE - Schlaffunktion mit einer Bewegung betätigt, Federunterstützung, bodenfrei;
COMFORT - Sitzen und Schlafen auf dicken Matratzen auf beiden Liegeflächen; der Sitzneigungswinkel kann optimal angepasst werden;
DESIGN - ein Möbelstück kann auf hohen Füßen stehen.

ПУМА-СИСТЕМ

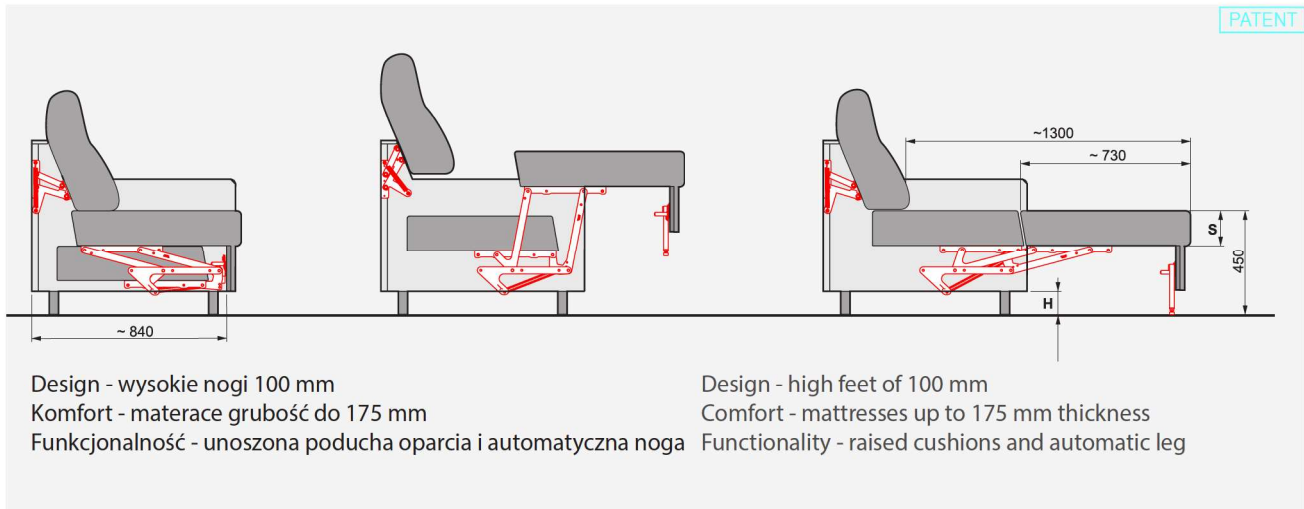
представляет собой семейство современных механизмов для создания спального места для диванов и угловых диванов, отличаются следующими особенностями:
ЭРГОНОМИКА — трансформация механизма одним движением, поддержка пружин, система не царапает пола;
КОМФОРТ- сиденье и спальное место на толстых матрасах; сиденье может быть под оптимальным углом;
ДИЗАЙН - мебель может стоять на высоких ножках.





PUMA_SYSTEM

DO SOFY / NAROŻNIKA **STANDARDOWY**
FOR SOFA / CORNERUNIT **STANDARD**

PATENT





Mechanizm transformacji :: Transformation mechanism

- **PF 107-B-5** H=40 S=175  5,50 **MIN 20**
- **PF 190-B-5** H=100 S=150  5,50 **MIN 20**







Akcesoria wymagane :: Required accessories

Synchronizator :: Synchronizing bar

- **PF 290-A-5** L=1375 ÷ 1435  1,40  1
- L - wew. szerokość skrzyni
internal box width
Regulacja co 10 mm
Adjustment every 10 mm



Sprężyna :: Spring

- **AS 119-1** Fs=278N  0,14
- **AS 135-1** Fs=367N  0,15
- **AS 252-1** Fs=490N  0,24  2






Akcesoria dodatkowe :: Additional accessories

Mechanizm unoszenia poduch oparciowych
Backrest cushion raising mechanism

- **PC 116-B-1**  0,80 **MIN 20**



Sprężyna do PC 116-B-1
Spring for PC 116-B-1

- **AS 119-1** Fs=200N  0,14
- **AS 252-1** Fs=330N  0,24  1



Noga automatyczna
Automatic leg

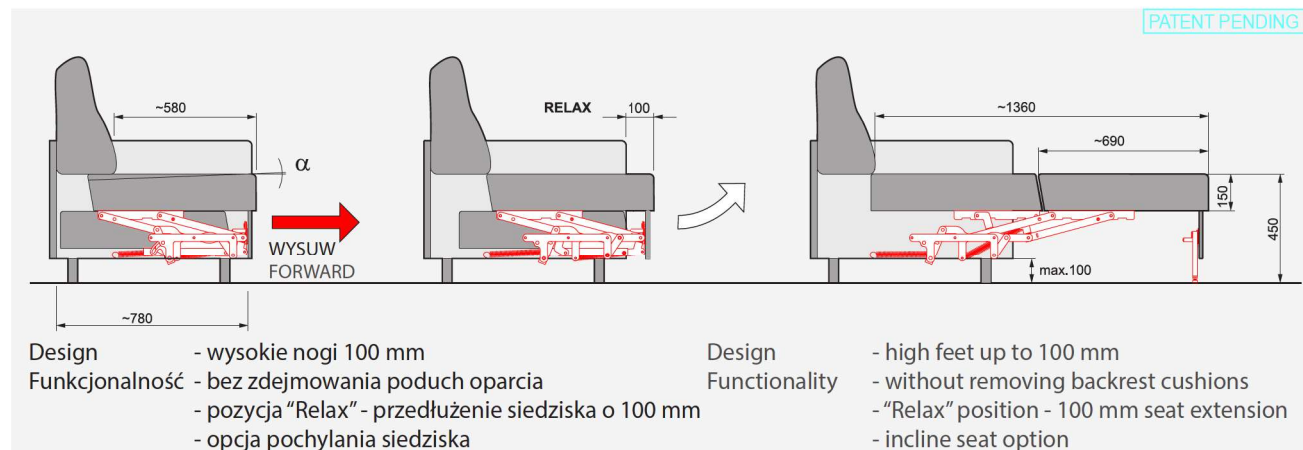
- **PF 280-E-5**  1,20 **MIN 20**



PUMA_SYSTEM PLUS

DO SOFY / NAROŻNIKA Z PRZEDŁUŻANYM SIEDZISKIEM
FOR SOFA / CORNERUNIT WITH SEAT EXTENTION

PATENT PENDING



Mechanizm transformacji :: Transformation mechanism


- **PF 190-Z-5** $\alpha=0^{\circ}$ 6,80 **MIN 20**
- **PF 190-W-5** $\alpha=2,2^{\circ}$ 6,90 **MIN 20**



Akcesoria wymagane :: Required accessories

Synchronizator :: Synchronizing bar

- **PF 290-A-5** 2 L=1400 \pm 1460
L - wew. szerokość skrzyni
internal box width
Regulacja co 10 mm
Adjustment every 10 mm



Sprężyna przednia :: Front spring

- **AS 119-1** $F_s=278N$ 0,14
- **AS 135-1** $F_s=367N$ 0,15
- **AS 252-1** $F_s=490N$ 0,24 2



Sprężyna tylna :: Rear spring

- **AS 189-1** $F_s=70N$ 0,08
- **AS 432-1** $F_s=325N$ 0,11 2



Akcesoria dodatkowe :: Additional accessories

Noga automatyczna
Automatic leg

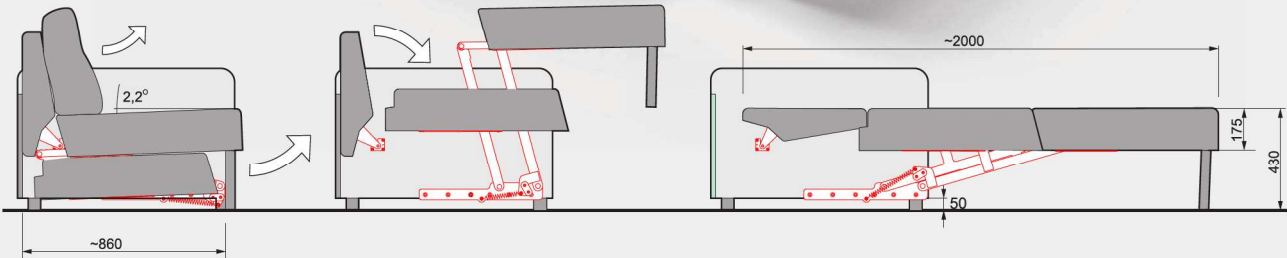
- **PF 280-E-5** 1,20 **MIN 20**



PUMA_LONG

DO SOFY / NAROŻNIKA Z KŁADZIONYM OPARCIEM
FOR SOFA / CORNERUNIT WITH LOWERED BACKREST

PATENT PENDING



Komfort - materace grubość 175 mm :: Comfort - mattresses, 175 mm thickness

Mechanizm transformacji
Transformation mechanism

● **PF 275-B-5** 9,40 MIN 20



Synchronizator
Synchronizing bar

● **PF 256-A-5** L=1354 1,42 1



Sprężyna
Spring

● **AS 135-1** $F_s=367N$ 0,15
● **AS 252-1** $F_s=490N$ 0,24
● **AS 428-1** $F_s=620N$ 0,18 2



Zawias oparcia
Backrest hinge

● **PC 111-A-1** 0,17 MIN 40

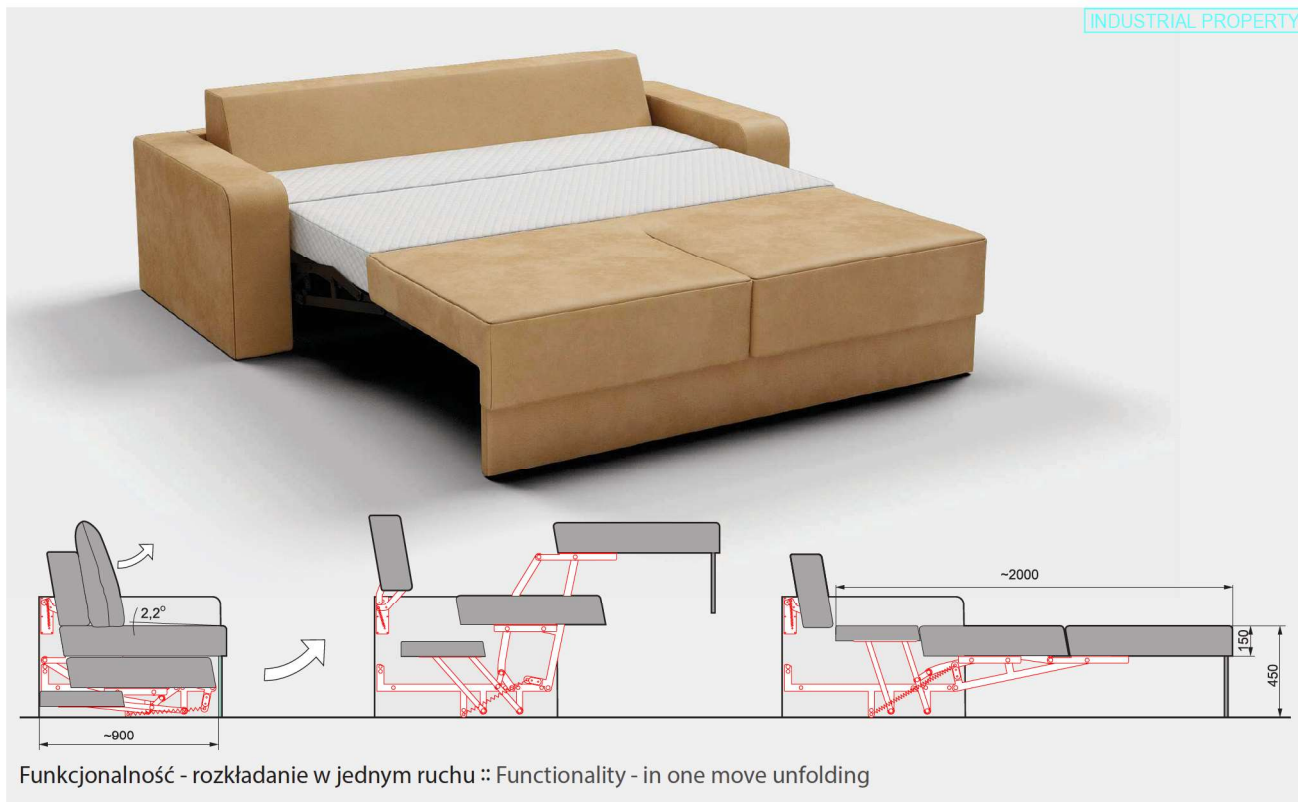
2



PUMA_LONG_TRIPLE

DO SOFY / NAROŻNIKA Z UNOSZONYM OPARCIEM
FOR SOFA / CORNERUNIT WITH RAISED BACKREST

INDUSTRIAL PROPERTY



Funkcjonalność - rozkładanie w jednym ruchu :: Functionality - in one move unfolding

Mechanizm transformacji
Transformation mechanism

PF 282-C-5 12 MIN 20



Synchronizator
Synchronizing bar

PF 256-A-5 L=1354 1,42 1



Sprężyna
Spring

AS 126-1 F_s=510N 0,36
 AS 109-1 F_s=660N 0,47
 AS 108-1 F_s=880N 0,40 2



Mechanizm unoszenia oparcia
Backrest raising mechanism

PC 106-A-5 2,30 MIN 20



Sprężyna do PC 106-A-5
Spring for PC 106-A-5

AS 258-1 F_s=620N 0,07
AS 414-1 F_s=950N 0,08 2



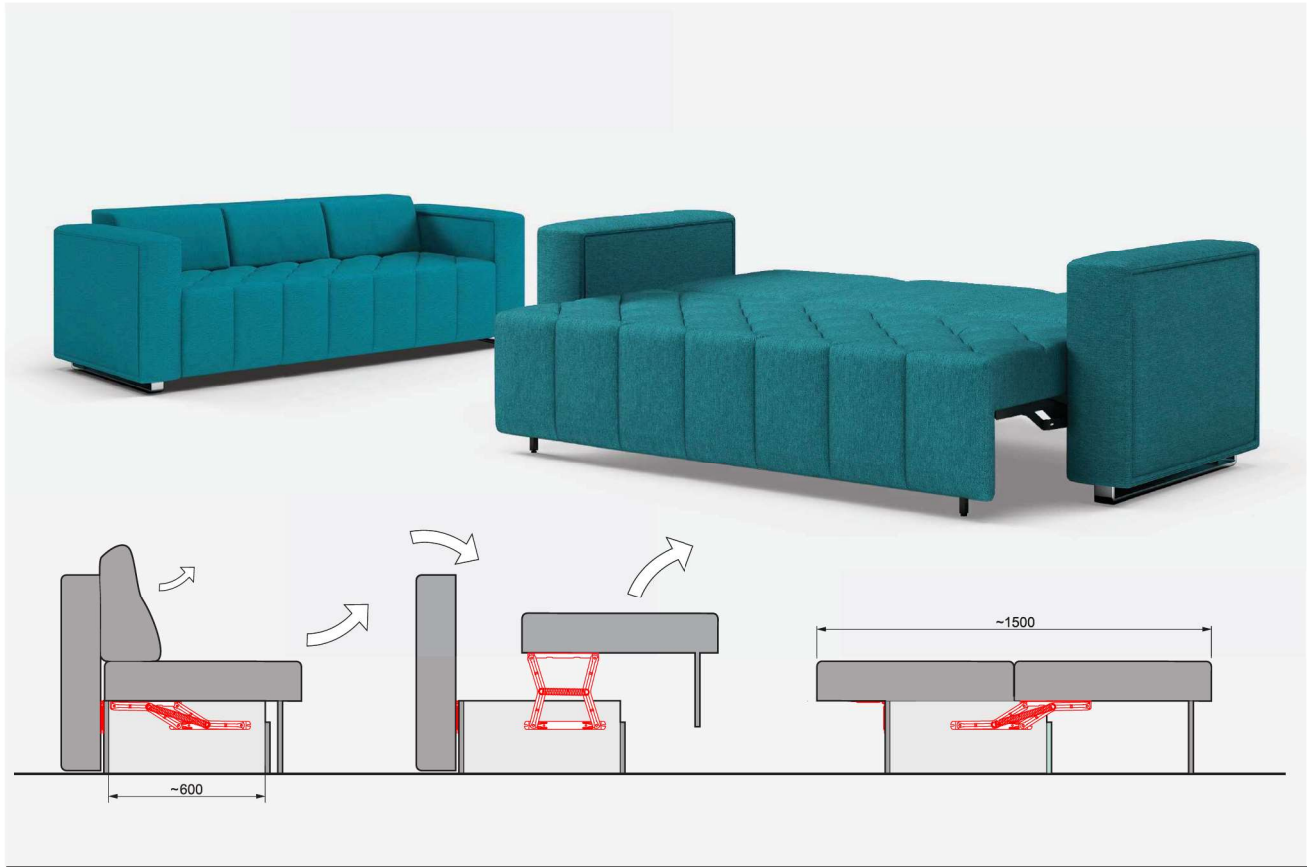
Synchronizator do PC 106-A
Synchronizing bar for PC 106-A

PF 290-A-5 L = 1410 ÷ 1470 1,50 1
L - wew. szerokość skrzyni
internal box width
Regulacja co 10 mm
Adjustment every 10 mm




DL_SYSTEM

DO SOFY/ NAROŻNIKA
FOR SOFA/ CORNERUNIT




Mechanizm transformacji :: Transformation mechanism



● **PF 016-5 3G**  1,50  MIN 50



Aksesoria wymagane :: Required accessories


Synchronizator teleskopowy
Telescopic synchronizing bar

● **CB 029-5-3G** L=1000÷1400  1,20

● **CB 033-5-3G** L=1200÷2000  1,40  1



Zawias :: Hinge


● **CH 031-1**  0,30


 2




Więcej zawiasów str. 64-65
More hinges p. 64-65

Sprężyna :: Spring

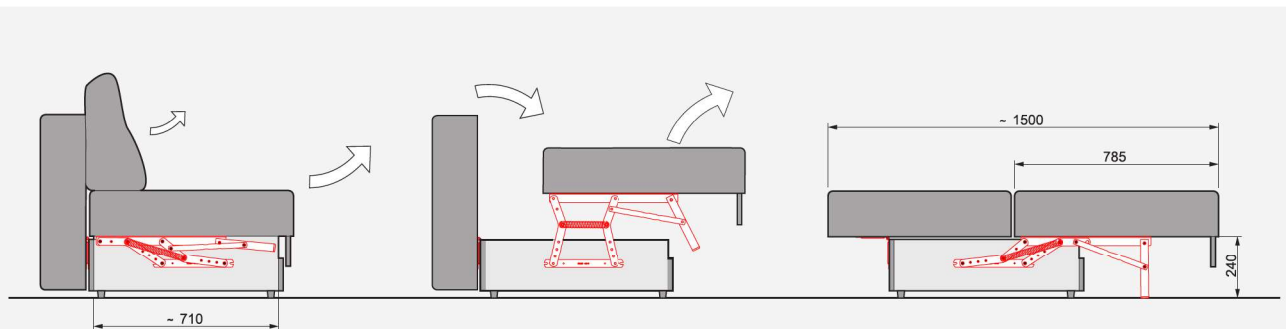
● **AS 119-1** $F_s=278N$  0,14

● **AS 135-1** $F_s=367N$  0,15

● **AS 252-1** $F_s=490N$  0,24

 2





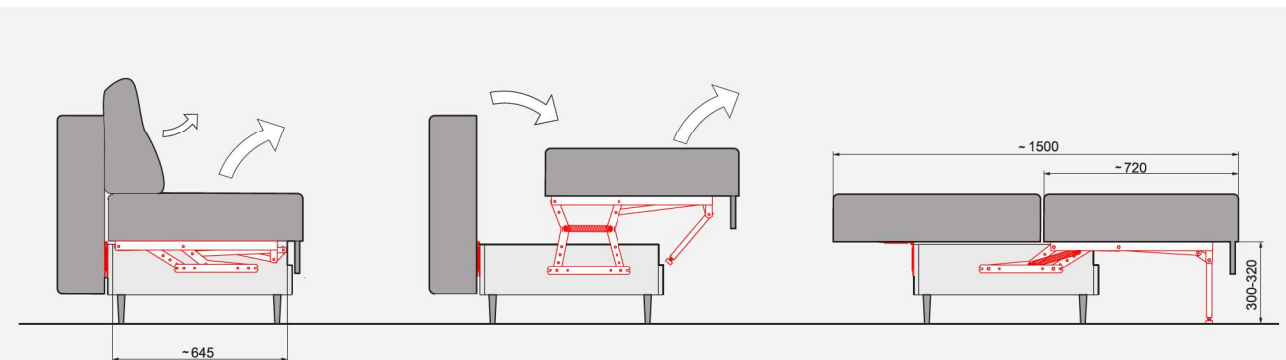
Design - wysokie nogi w meblu :: Design - high feet in furniture
 Funkcjonalność - noga automatyczna :: Functionality - automatic leg

Mechanizm transformacji :: Transformation mechanism

● PF 021-5  5,20 MIN 50



Akcesoria wymagane str. 10 :: Required accessories p. 10



Design - wysokie nogi w meblu :: Design - high feet in furniture
 Funkcjonalność - noga automatyczna z regulacją :: Functionality - adjusted automatic leg

Mechanizm transformacji :: Transformation mechanism

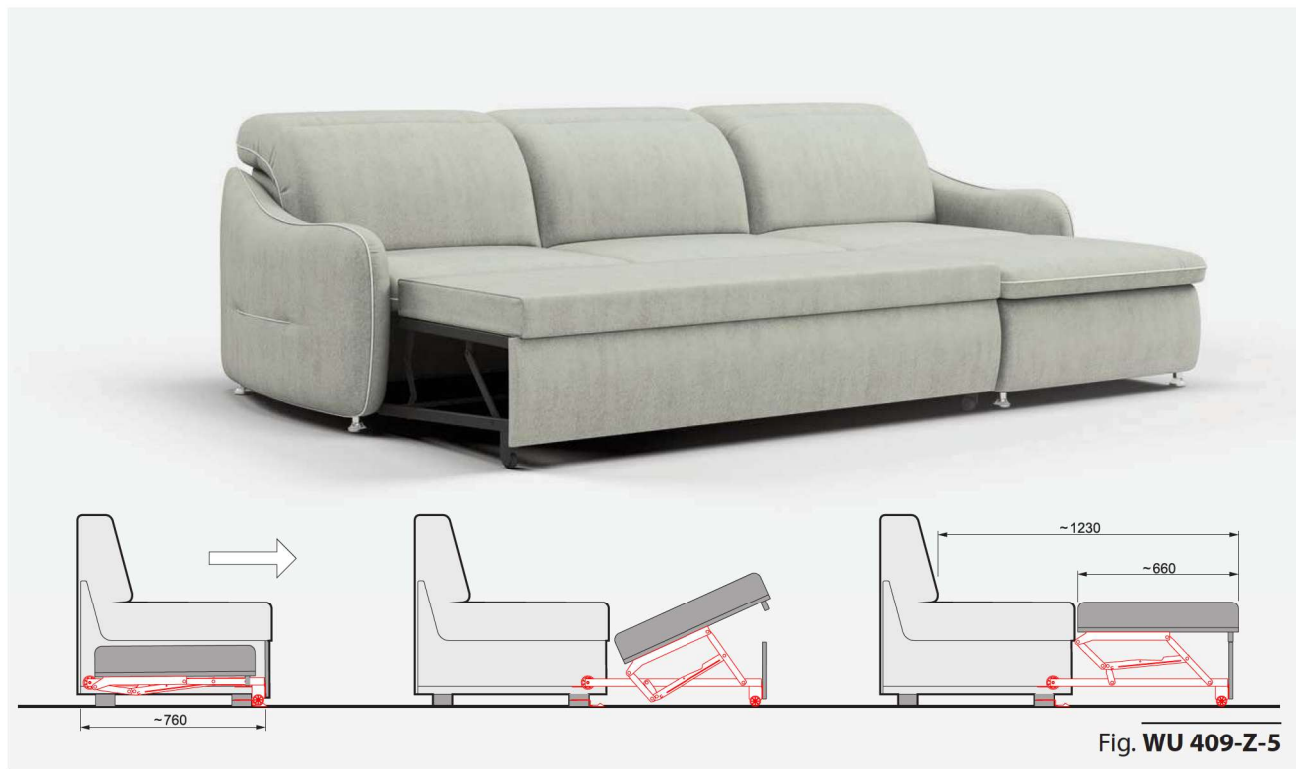
PF 085-5  4,80 MIN 50



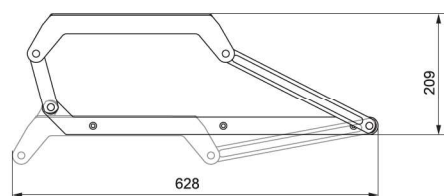
Akcesoria wymagane str. 10 :: Required accessories p. 10

DELFIN_SYSTEM

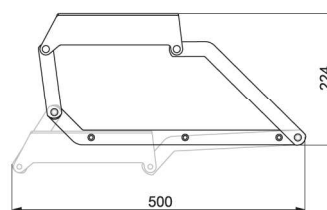
DO NAROŻNIKA NA NISKICH NOGACH
FOR CORNERUNIT WITH LOW FEET



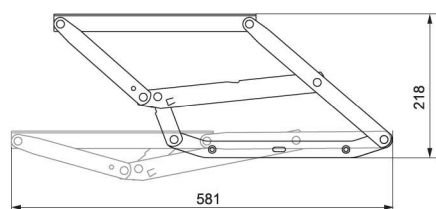
● PF 001-B-5  2,60 MIN 50



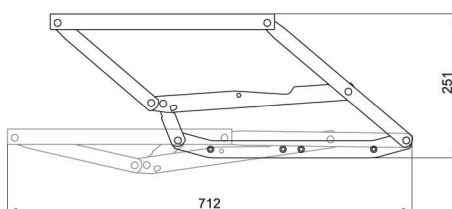
● PF 004-1  2,30 MIN 48



● PF 003-5  2,70 MIN 50



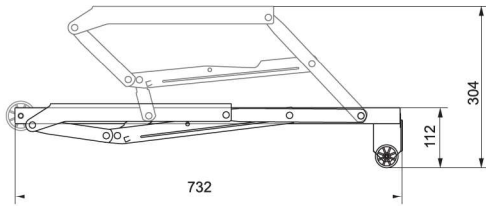
● PF 005-5  3,50 MIN 50



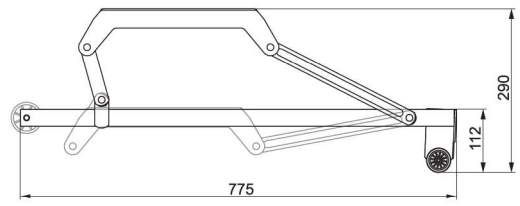
DELFIN_SYSTEM

DO NAROŻNIKA NA NISKICH NOGACH
FOR CORNERUNIT WITH LOW FEET

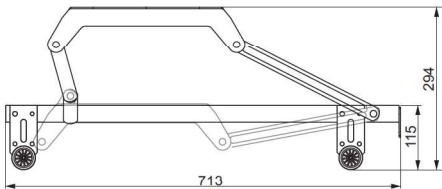
WU 409-Z-5  4,00 **MIN 50**



WU 437-Z-5  3,30 **MIN 50**

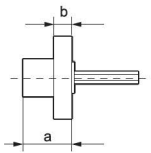



WU 429-D-5  4,40 **MIN 50**







Akcesoria wymagane :: Required accessories

- AL 050-5** a=41 b=23
- AL 051-5** a=32 b=9
- AL 052-5** a=24 b=6



WU 573-5 L=1320  1,20  1
L – również na życzenie
L – available also on request



- AZ 321-1**  2  67 lub :: or **LZ 037-5**  1  67



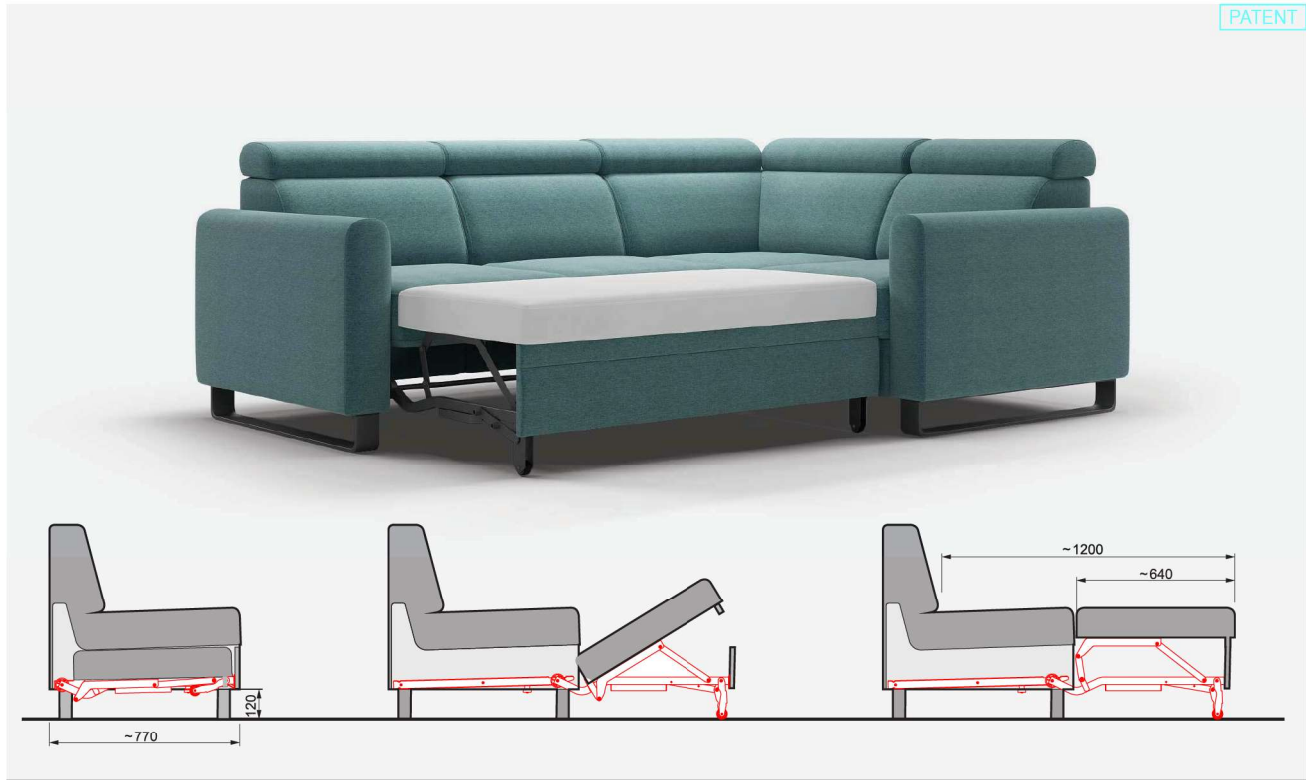
AZ 357-1  2  66



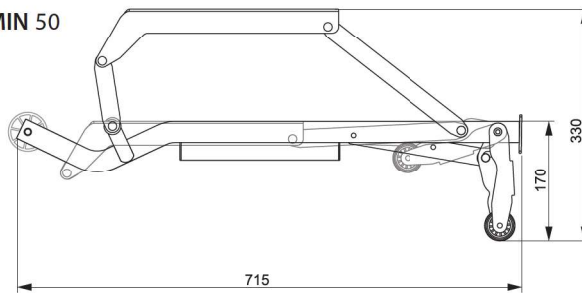
DELFIN_SYSTEM

DO NAROŻNIKA NA WYSOKICH NOGACH
FOR CORNERUNIT WITH HIGH FEET


PATENT





● **WS 189-5**  4,40 **MIN 50**



Akcesoria wymagane :: Required accessories

AL 050-5  1



WU 573-5 L=1320  1,20  1
L – również na życzenie
L – available also on request

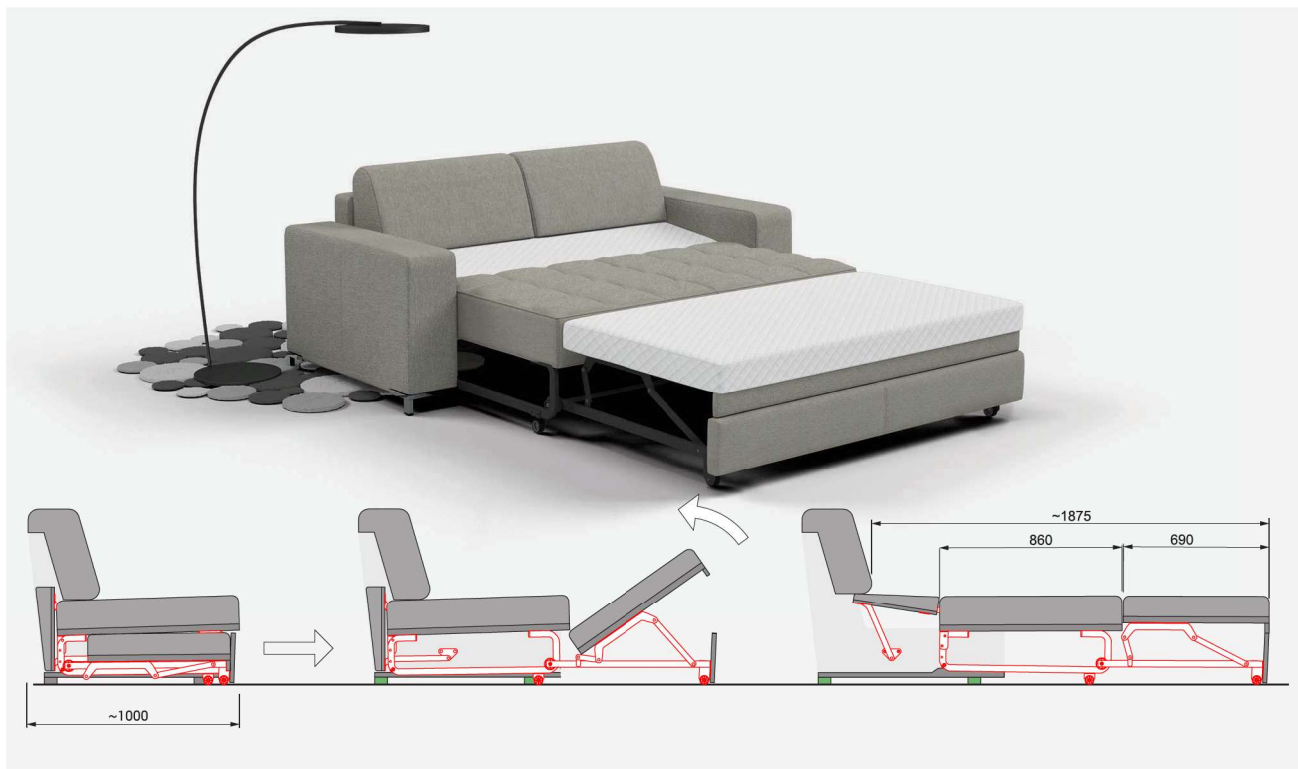


● **WS 578-5**  1,18  1 **MIN 50**

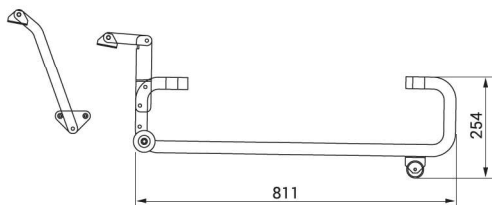


DELFIN_SYSTEM_LONG

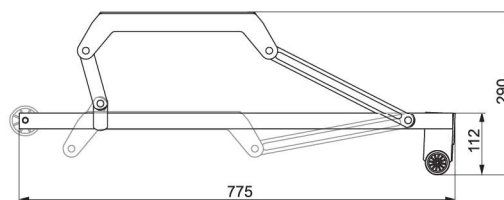
DO SOFY / NAROŻNIKA NA NISKICH NOGACH, SPANIE WZDŁUŻ
 FOR SOFA / CORNERUNIT WITH LOW FEET, ALONGSIDE SLEEPING



WB 123-5 5,00 **MIN 50**



WU 437-Z-5 3,30 **MIN 50**



Akcesoria wymagane :: Required accessories

AL 050-5 1 13



AZ 321-1 2 66



AZ 357-1 2 66



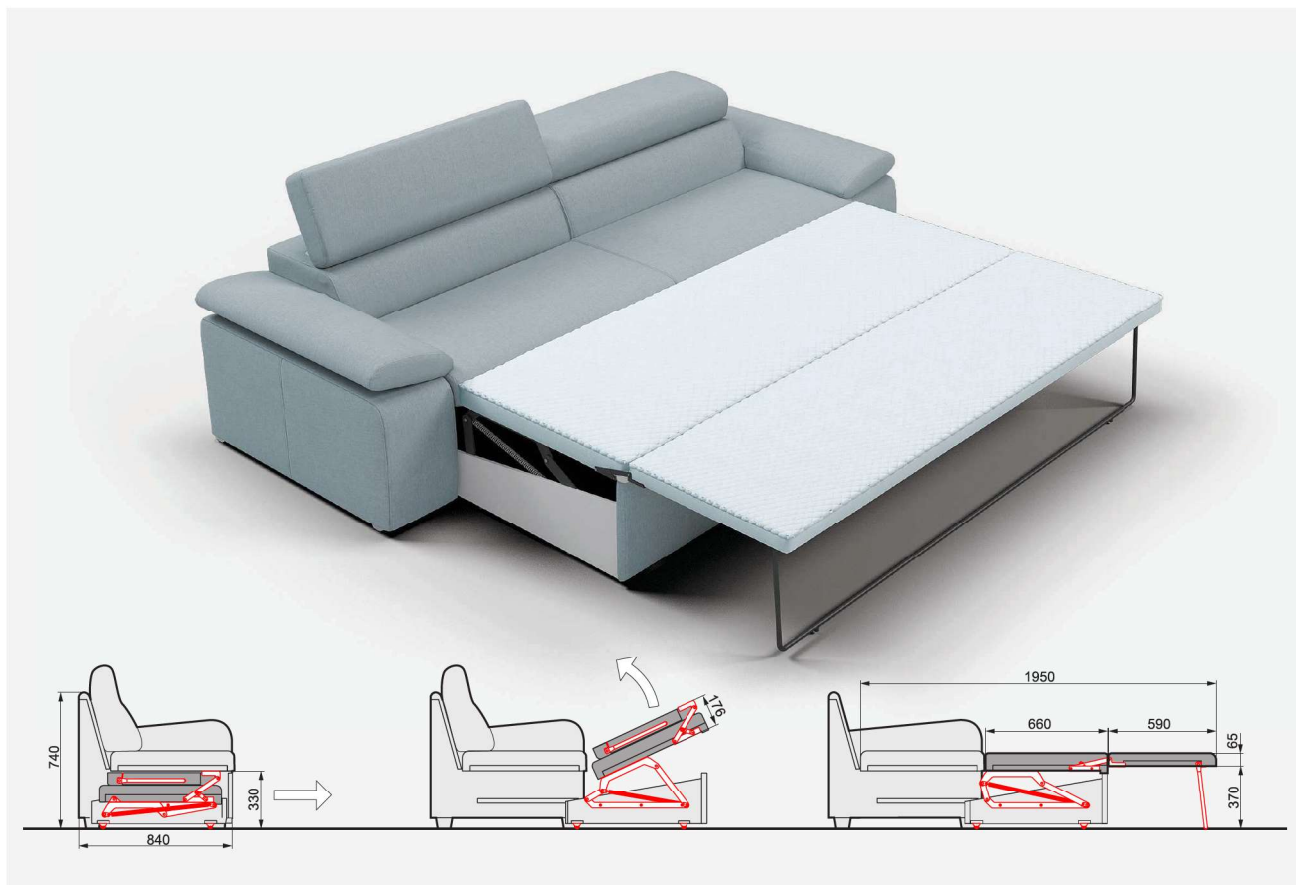
WU 986-5 L=1322

WU 393-5 L=1227

1+1



VENUS



SW 036-5 1,50 **MIN 50** 1 **PO 213-1** 1,10 **MIN 50** 1 **AZ 321-1** 2 **I 67** **AR 165-1** 4 **I 71**



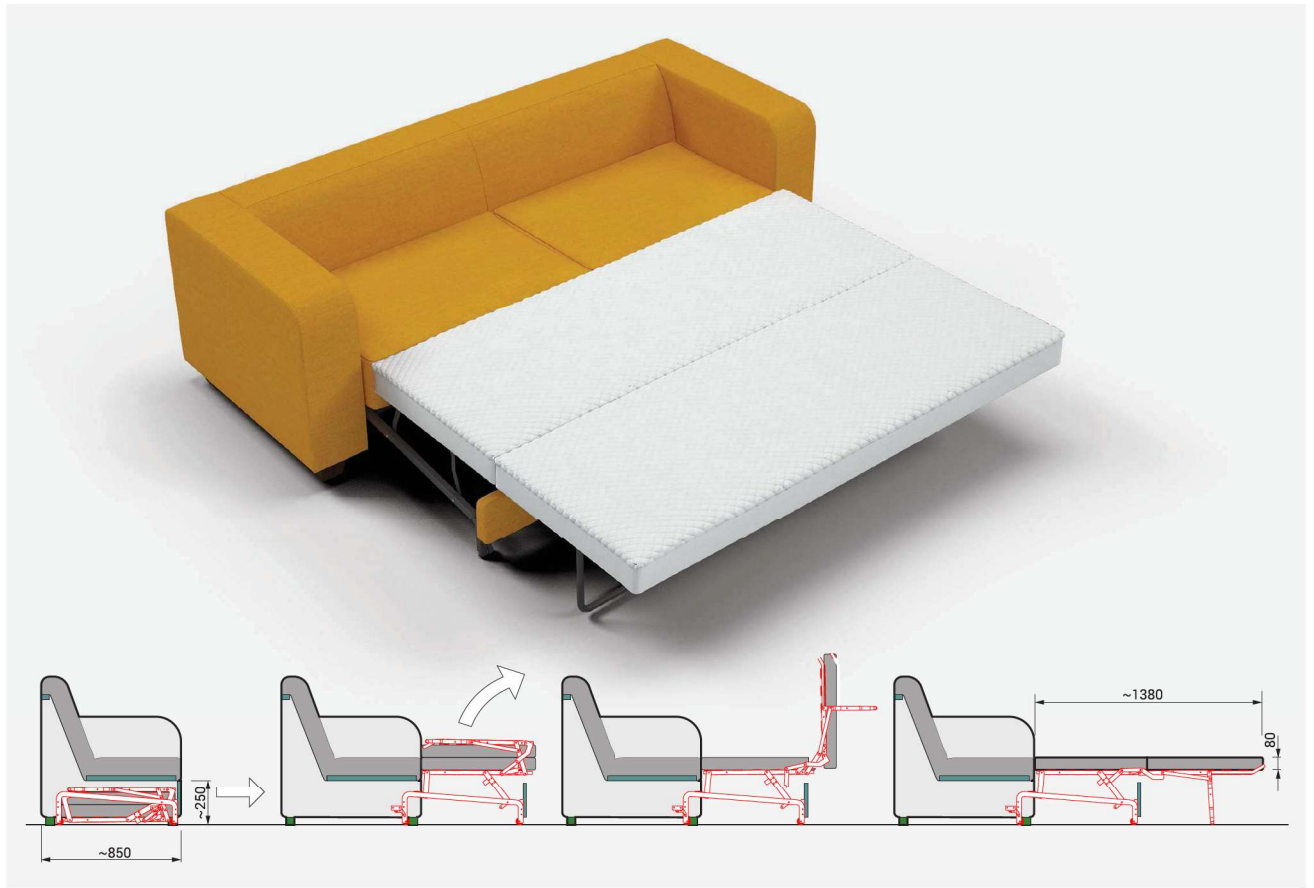
PF 008-A-5 2,60 **MIN 50** 1





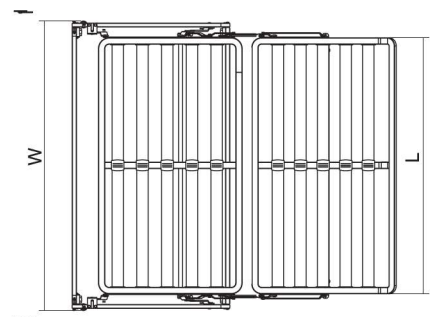
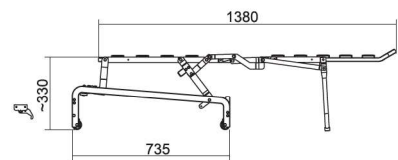
AS 120-1 0,32 2



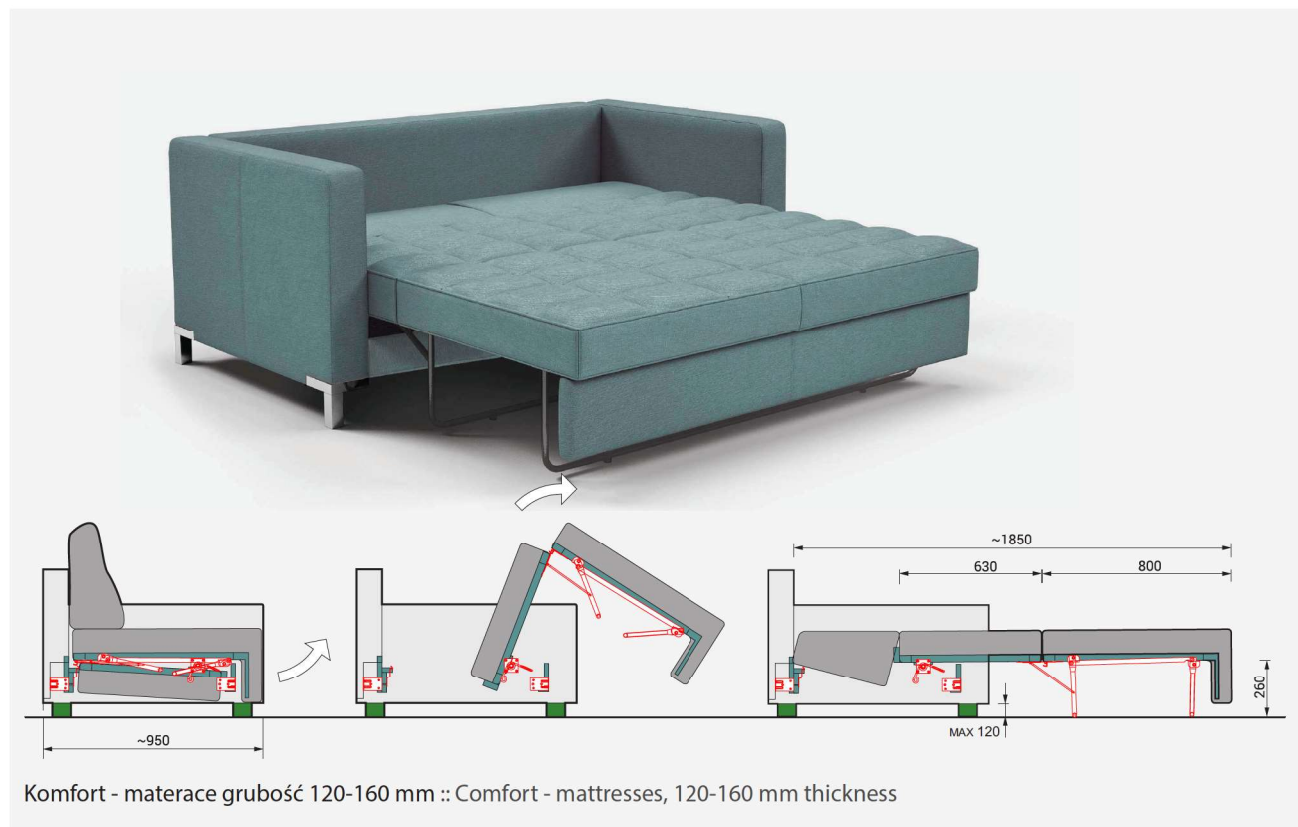
VESPA



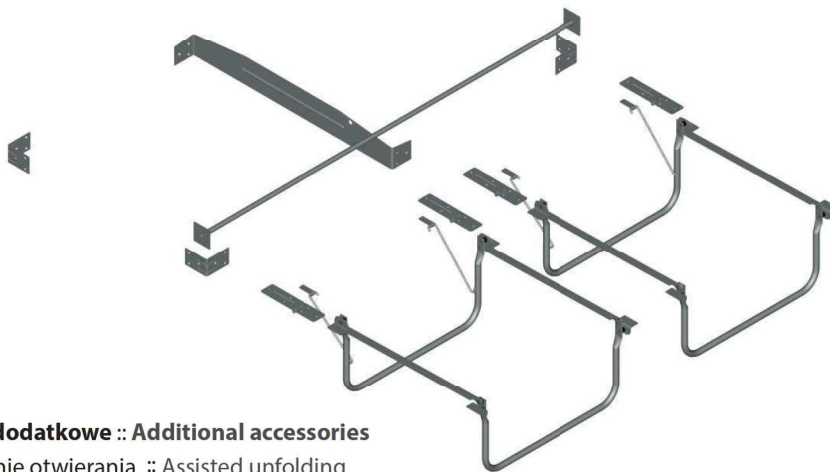
- **MS 003-5** L=1400 W=1550  25,20 MIN 10
- MS 002-5** L=1200 W=1350  22,40 MIN 30



HAITI



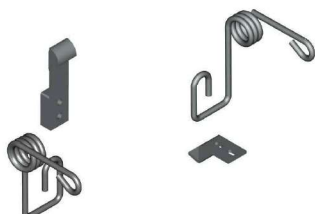
KO 012-5 L=800 **kg** 3,60 MIN 40 **KO 011-5** L=1510 **kg** 9,40 MIN 40 **KO 009-5** L=1385 **kg** 5,50 MIN 40



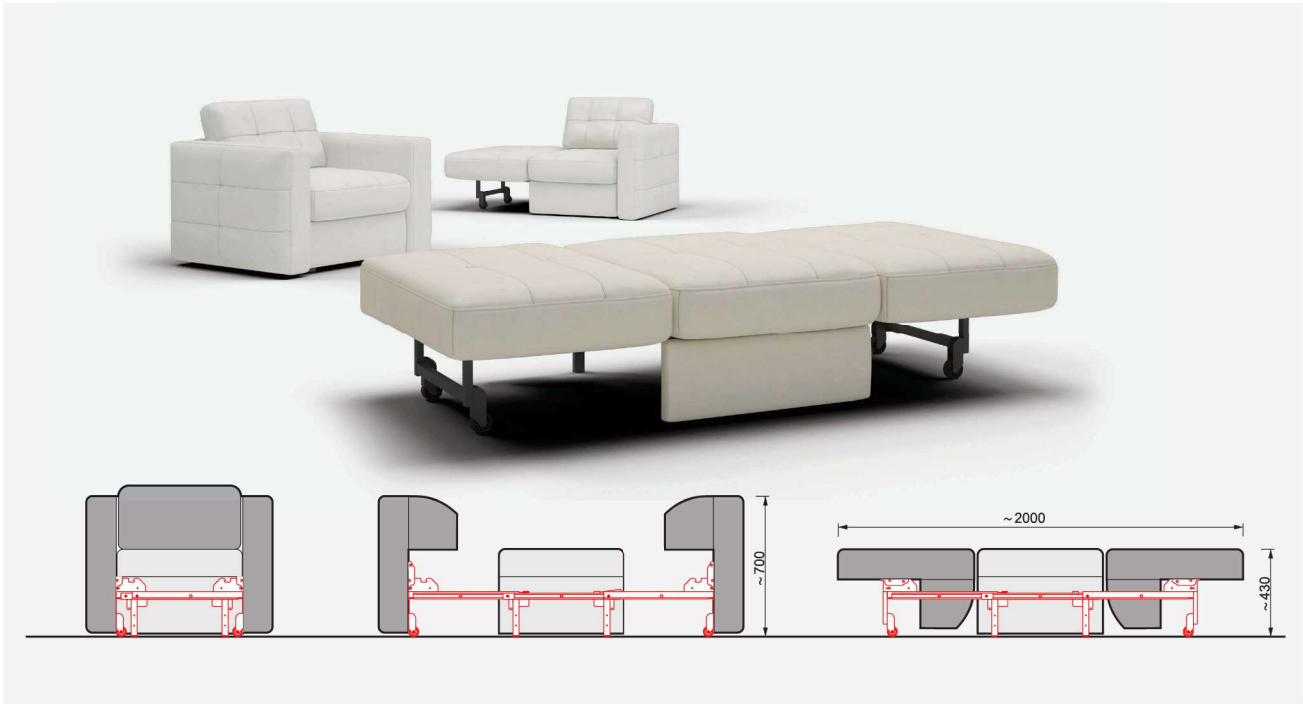
Akcesoria dodatkowe :: Additional accessories

Wspomaganie otwierania :: Assisted unfolding


KO 128-1 MIN 40



MINOS




WU 200-B-5  15,10 MIN 10



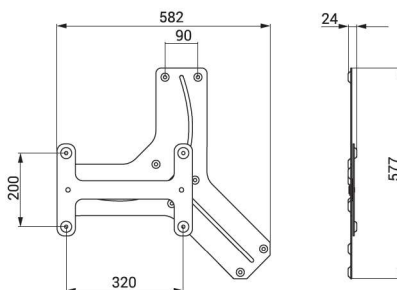
WAVE

PATENT



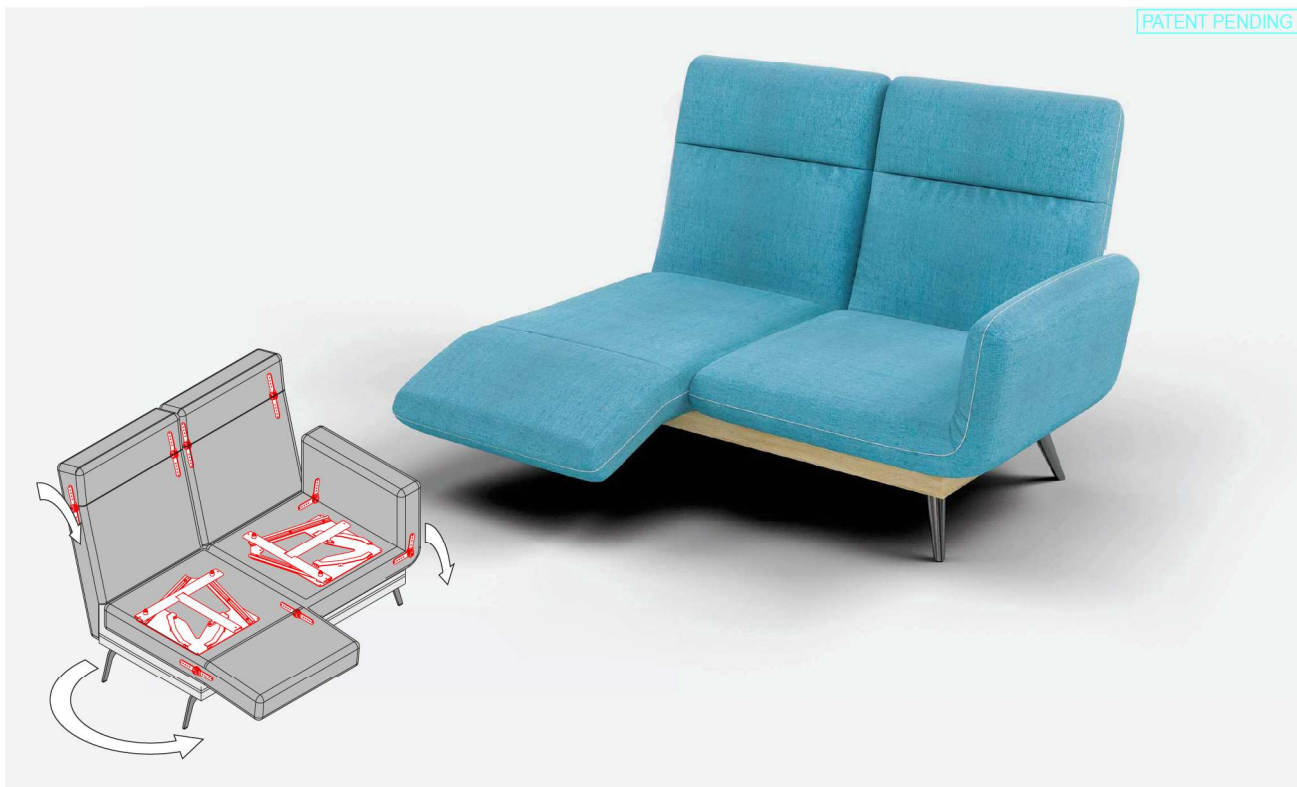
Obrotnica :: Swivel mechanism

● **PB 031-5**  3.70 **MIN 10**



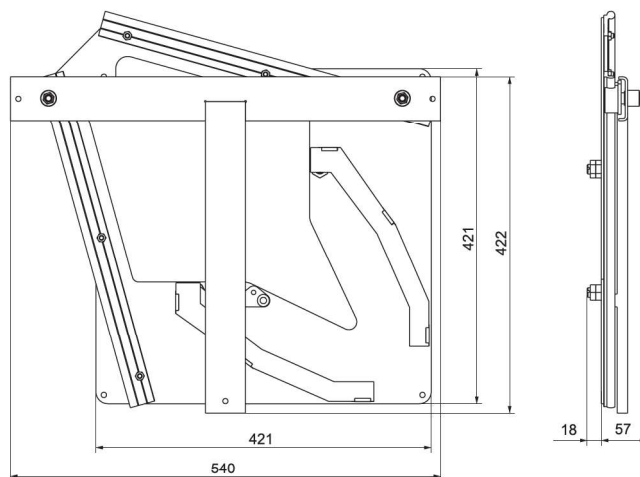
SPINNER

PATENT PENDING



Obrotnica :: Swivel mechanism

PB 041-5  11,40 **MIN 30**



Przegub podokietnika :: Armrest joint

PP 918-1 $F_s=25Nm$ **i 42**

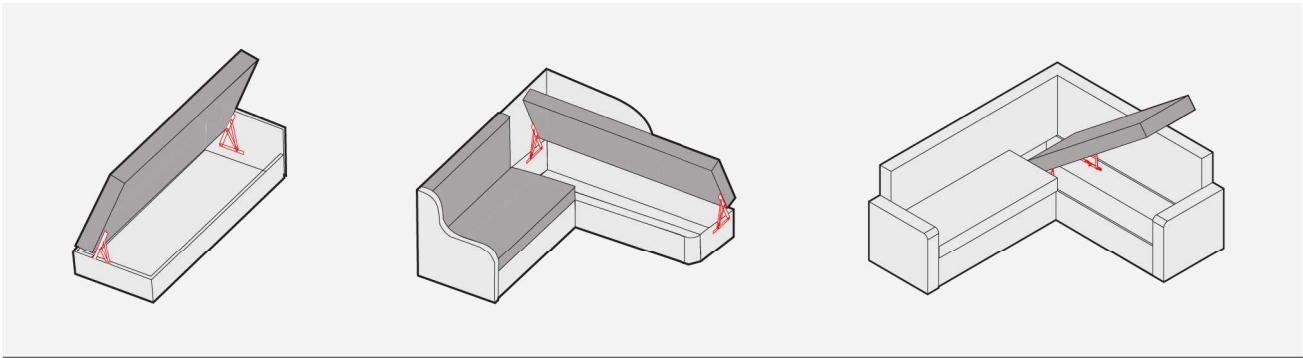


Przegub zagłówka :: Headrest joint

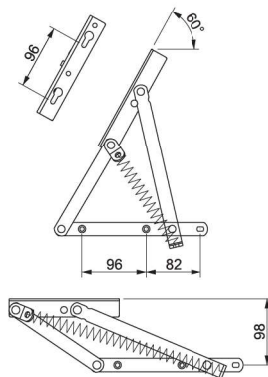
PP 918-A-1 $F_s=7Nm$ **i 42**

PODNOŚNIK :: LIFTING MECHANISM

DO OTOMAN LEKKICH ZE SPRĘŻYNĄ NACIĄGOWĄ
FOR LIGHT CORNER SOFA OTTOMAN WITH REGULAR SPRING



● **PL 134-4** 1,12 MIN 50




Sprężyna :: Spring

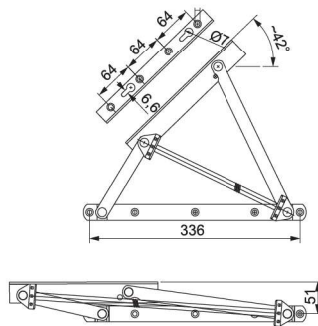
- **AS 130-1** $F_s=100N$ 0,08
- **AS 119-1** $F_s=380N$ 0,14 2

Ośłona :: Plastic cover

- **TO 001-4** 2 76



● **PM 142-4** 1,70 MIN 50




Sprężyna :: Spring

- **AS 130-1** $F_s=140N$ 0,08
- **AS 105-1** $F_s=360N$ 0,15
- **AS 477-1** $F_s=510N$ 0,18 2; 4

Ośłona :: Plastic cover

- **TO 002-4** 2 76



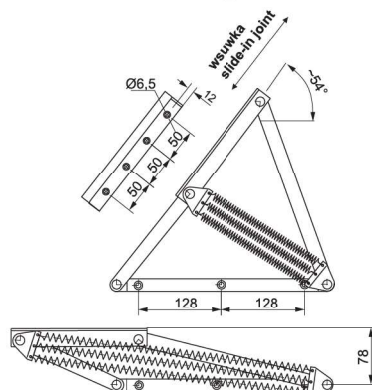
Montaż na wsuwki :: Assembly with slide-in joints

PB 103-4 2,80 MIN 50



Wsuwki :: Slide-in joints

PB 356-1 1
PB 357-1 1




Sprężyna :: Spring

- **AS 146-1** $F_s=370N$ 0,18 2; 4; 6

Ośłona :: Plastic cover

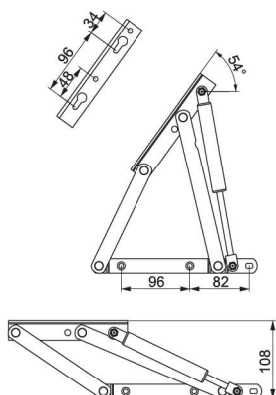
- **TO 002-4** 2 76





PODNOŚNIK :: LIFTING MECHANISM



DO OTOMAN LEKKICH ZE SPRĘŻYNĄ GAZOWĄ
FOR LIGHT CORNER SOFA OTTOMAN WITH GAS SPRING

● **PL 001-4**  1,20 **MIN 50**



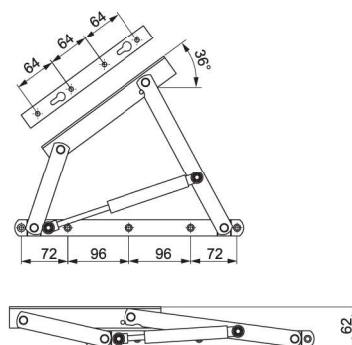
Sprężyna gazowa :: Gas spring

XRA 0160 $F_s=500N$  0,20  2
Zalecane obciążenie 5-25 kG
Recommended load 5-25 kG



XRA 0069 $F_s=800N$  0,20  2
Zalecane obciążenie 25-40 kG
Recommended load 25-40 kG





● **PM 147-4**  1,20 **MIN 50**




Sprężyna gazowa :: Gas spring

XRA 0160 $F_s=500N$  0,20  2
Zalecane obciążenie 5-15 kG
Recommended loadn 5-15 kG



XRA 0069 $F_s=800N$  0,20  2
Zalecane obciążenie 12-25 kG
Recommended load 12-25 kG

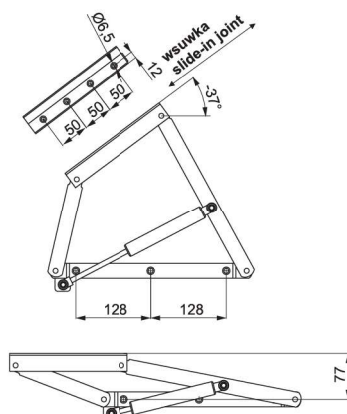


Montaż na wsuwki :: Assembly with slide-in joints Wsuwki :: Slide-in joints



PB 105-4  2,90 **MIN 50**



PB 356-1  1
PB 357-1  1



Sprężyna gazowa :: Gas spring

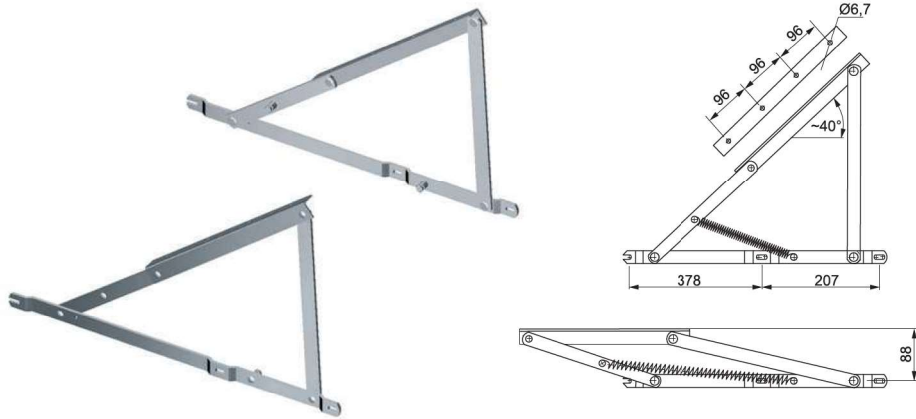
XRA 0066 $F_s=1000N$  0,20  2
Zalecane obciążenie 30-50 kG
Recommended load 30-50 kG








PODNOŚNIK :: LIFTING MECHANISM

DO OTOMAN CIĘŻKICH ZE SPRĘŻYNĄ NACIĄGOWĄ
FOR HEAVY CORNER SOFA OTTOMAN WITH REGULAR SPRING

● **PZ 182-4**  3,30 **MIN 50**




Sprężyna :: Spring

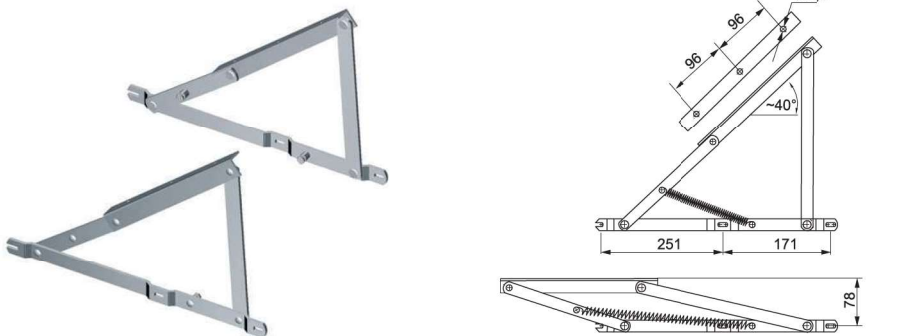
- **AS 129-1** $F_s=360N$  0,31
- **AS 126-1** $F_s=550N$  0,35
- **AS 109-1** $F_s=630N$  0,46
- **AS 108-1** $F_s=900N$  0,41  2

Ośłona :: Plastic cover




- **TO 003-4**  2  76




● **PZ 185-4**  2,60 **MIN 50**




Sprężyna :: Spring

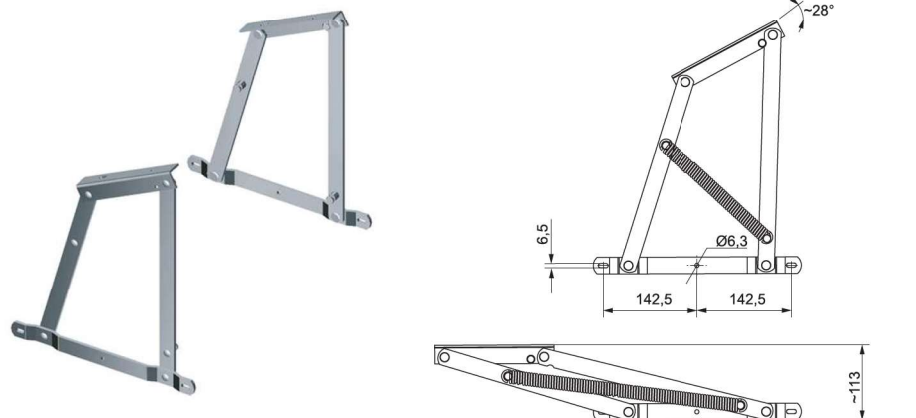
- **AS 107-1** $F_s=350N$  0,17
- **AS 102-1** $F_s=400N$  0,18  2

Ośłona :: Plastic cover




- **TO 002-4**  2  76





PZ 191-1  2,50 **MIN 50**




Sprężyna :: Spring

- **AS 176-1** $F_s=210N$  0,15
- **AS 105-1** $F_s=300N$  0,15  2

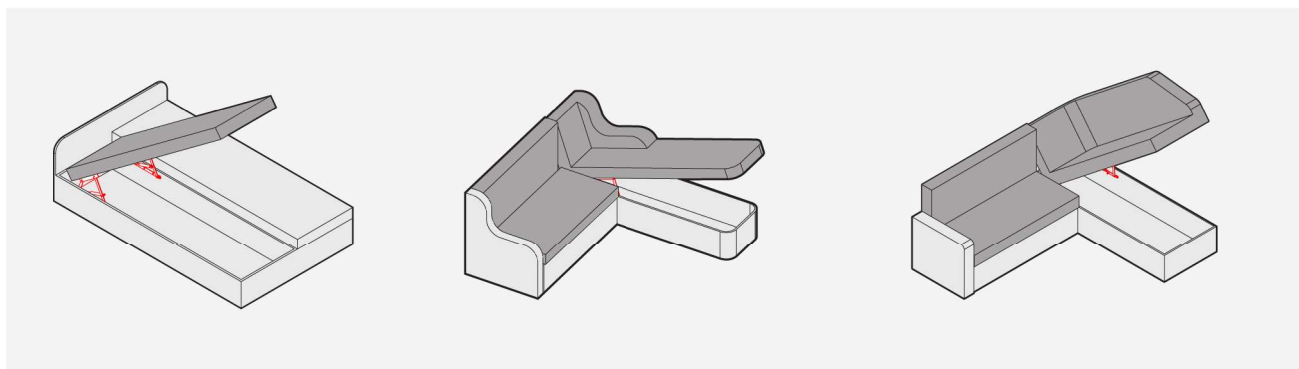
Ośłona :: Plastic cover

- **TO 002-4**  2  76

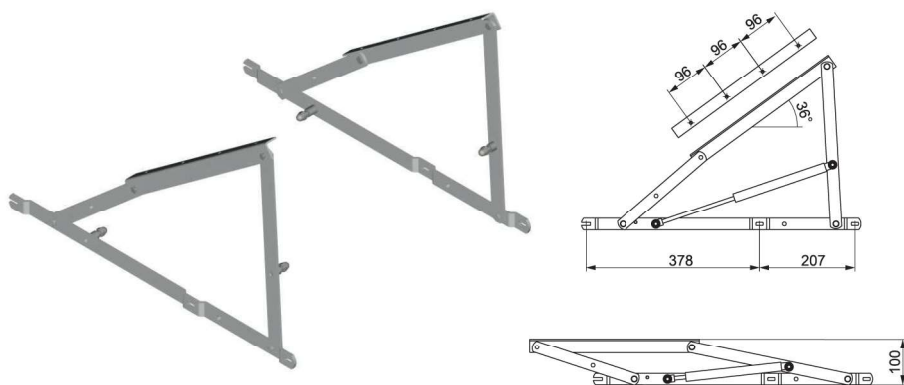


PODNOŚNIK :: LIFTING MECHANISM

DO OTOMAN CIĘŻKICH ZE SPRĘŻYNĄ GAZOWĄ
FOR HEAVY CORNER SOFA OTTOMAN WITH GAS SPRING



● **PZ 180-4**  3,40 **MIN 50**





Sprężyna gazowa :: Gas spring

XRA 0045 $F_s=500N$  0,20  2



Zalecane obciążenie 12-22 kG

Recommended load 12-22 kG

XRA 0083 $F_s=700N$  0,20  2

Zalecane obciążenie 17-32 kG

Recommended load 17-32 kG

XRA 0168 $F_s=1000N$  0,20  2

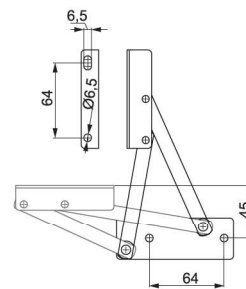
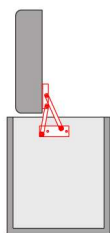
Zalecane obciążenie 24-45 kG

Recommended load 24-45 kG



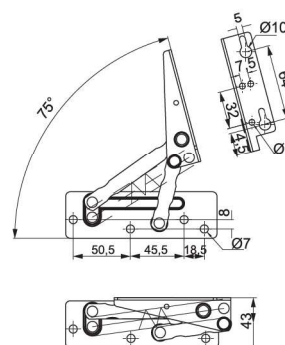
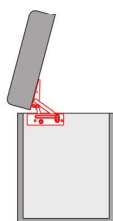
Podnośnik pufy :: Pouf lifting mechanism

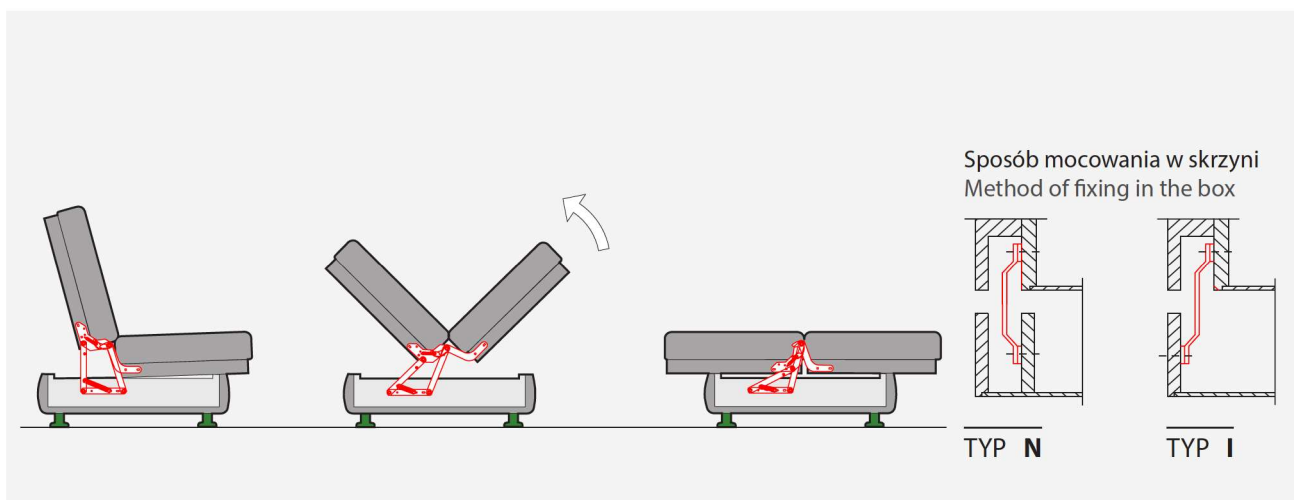
● PC 024-1  0,50 MIN 50



Podnośnik pufy :: Pouf lifting mechanism

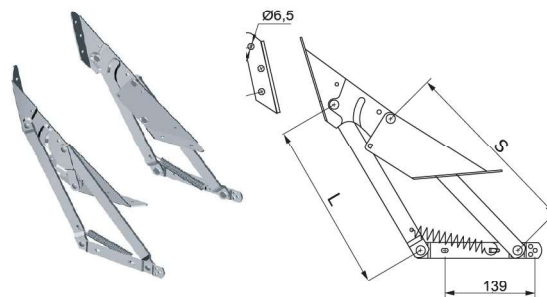
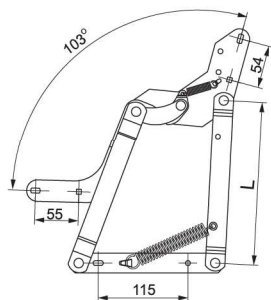
● PC 025-1  0,46 MIN 50



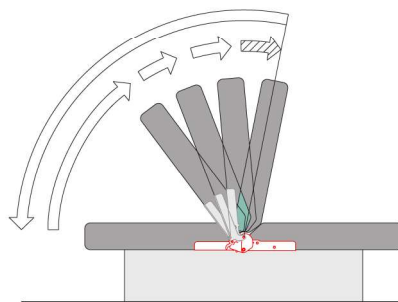
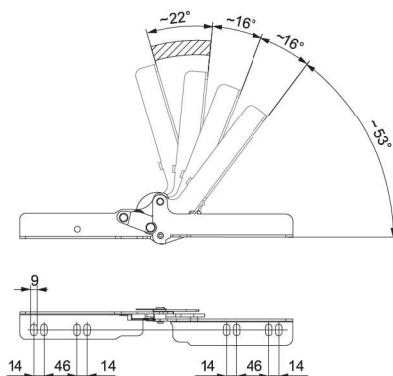


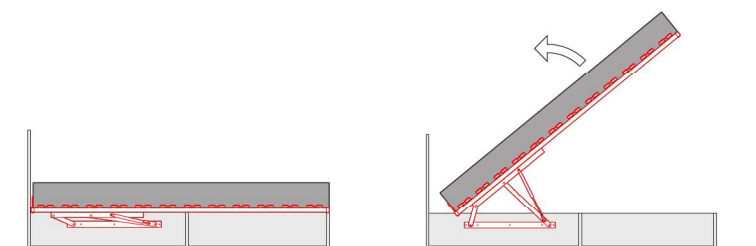
PW 165-1 L=184 2,00 Typ N MIN 70
PW 166-1 L=208 2,00 Typ N MIN 70

PW 175-1 L=261 S=281 2,60 Typ I MIN 70
PW 177-1 L=205 S=215 2,30 Typ N MIN 70

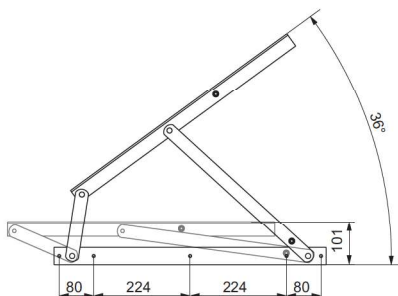


PW 186-5 1,50 MIN 40











● **PZ 217-5**  6,50 **MIN 20**



Sprężyna gazowa :: Gas spring

XRA 0118 $F_s=900N$  0,20 
Zalecane obciążenie 25-45 kG
Recommended load 25-45 kG




XRA 0046 $F_s=1000N$  0,20 
Zalecane obciążenie 30-50 kG
Recommended load 30-50 kG

XRA 0064 $F_s=1150N$  0,20 
Zalecane obciążenie 35-60 kG
Recommended load 35-60 kG






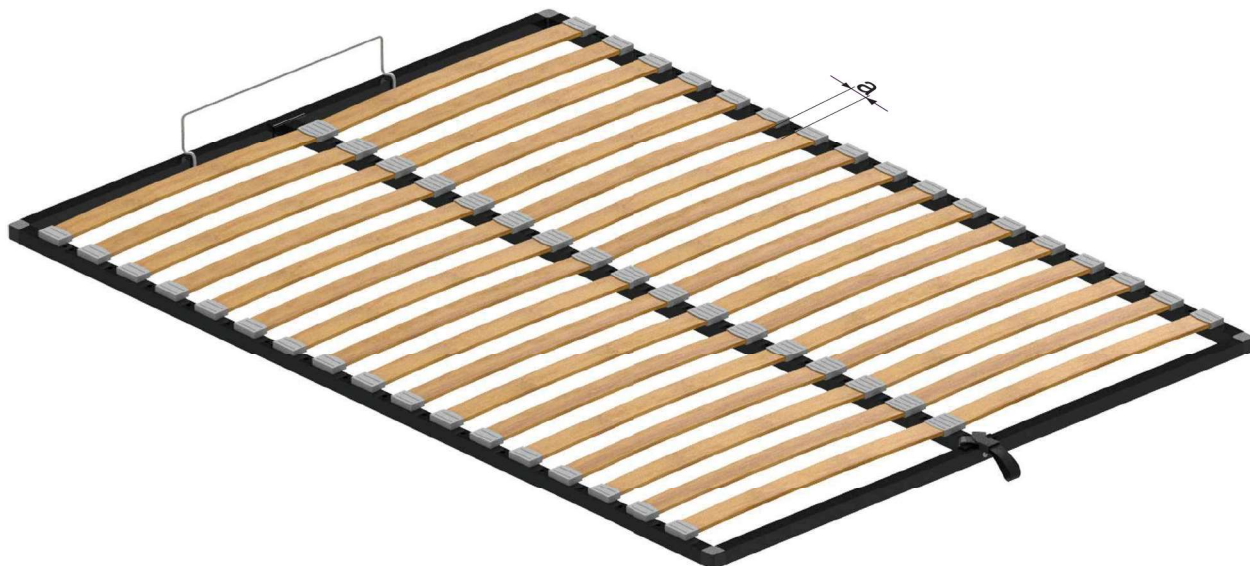
Rama składana do montażu własnego :: Bolted frame for self assembly

Rozstaw listew **a=58** :: Slat spacing **a=58**

RU 800-5	1380 x 2000	 24	MIN 20
RU 800-A-5	1580 x 2000	 26	MIN 20
RU 800-B-5	1780 x 2000	 28	MIN 20

Rozstaw listew **a=21** :: Slat spacing **a=21**

RU 801-5	1380 x 2000	 28	MIN 20
RU 801-A-5	1580 x 2000	 30	MIN 20
RU 801-B-5	1780 x 2000	 32	MIN 20



Akcesoria dodatkowe :: Additional accessories

Kątownik standardowy
Standard angle bracket

CK 028-5



Opcja
Option

 **AK 131-1**



Opcja
Option

AK 085-4



Opcja
Option

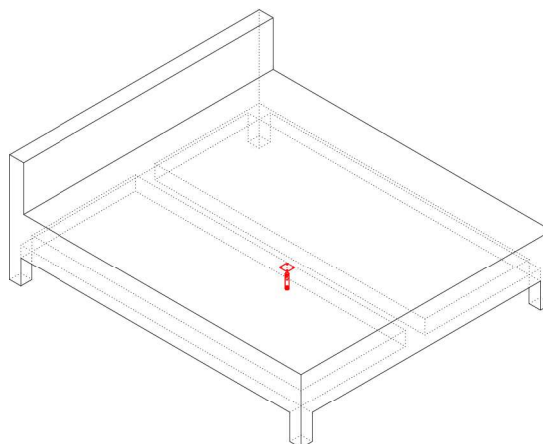
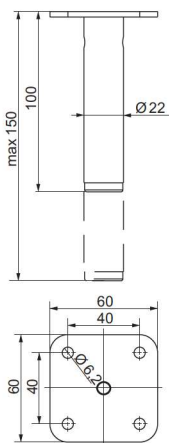
AK 177-4

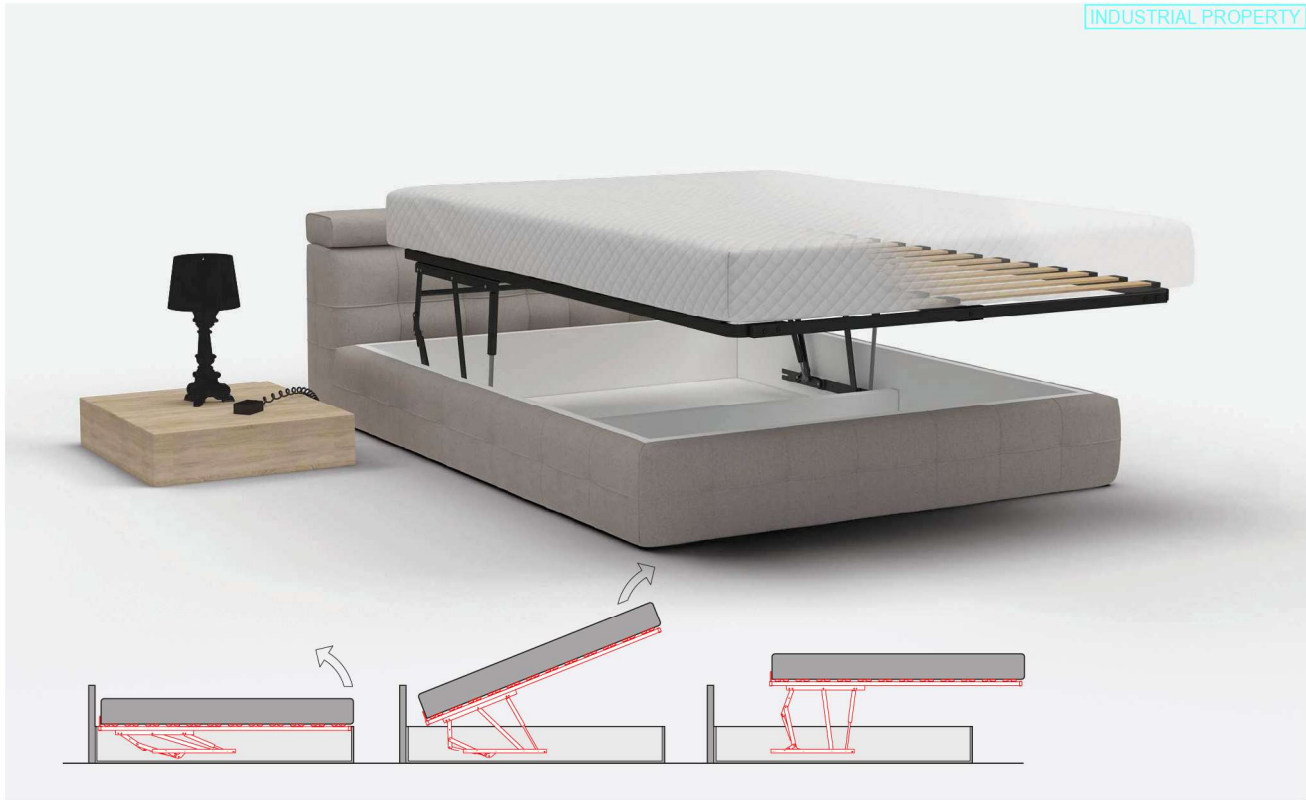


Więcej kątowników na str. 69 :: More angle brackets on the page 69

Noga regulowana
Adjusted leg

NG 250-A-5 H=100 ÷ 150 **MIN 50**

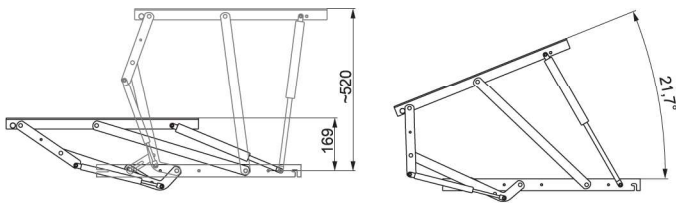




PZ 245-5

kg 8,60

MIN 50



Sprężyna gazowa :: Gas spring

XRA 0129 $F_s=700N$ kg 0,20 2

Zalecane obciążenie 45÷55 kG
Recommended load 45÷55 kG

XRA 0128 $F_s=900N$ kg 0,20 2

Zalecane obciążenie 55÷65 kG
Recommended load 55÷65 kG



Synchronizator :: Synchronizing bar

● **CB 033-5-3G**

L=1200÷2000

kg 1,20

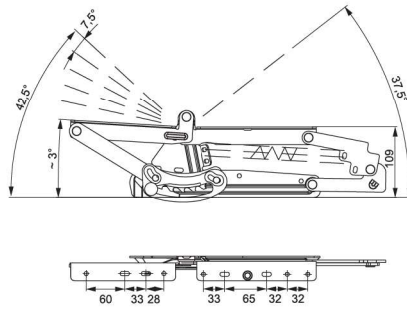
1





Mechanizm ze sprężyną naciągową :: Mechanism with regular spring

● **PD 122-1** **kg** 2,20 **MIN** 50



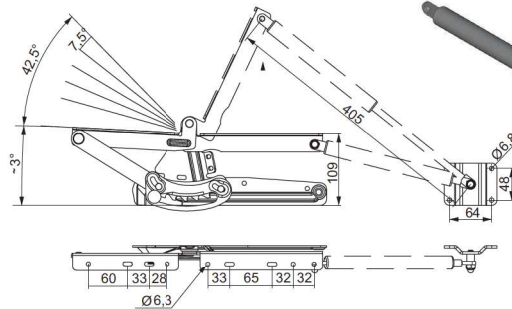
Sprężyna :: Spring

● **AS 138-1** **kg** 0,14 **2**



Mechanizm ze sprężyną gazową :: Mechanism with gas spring

PD 126-A-1 **kg** 2,4 **MIN** 50

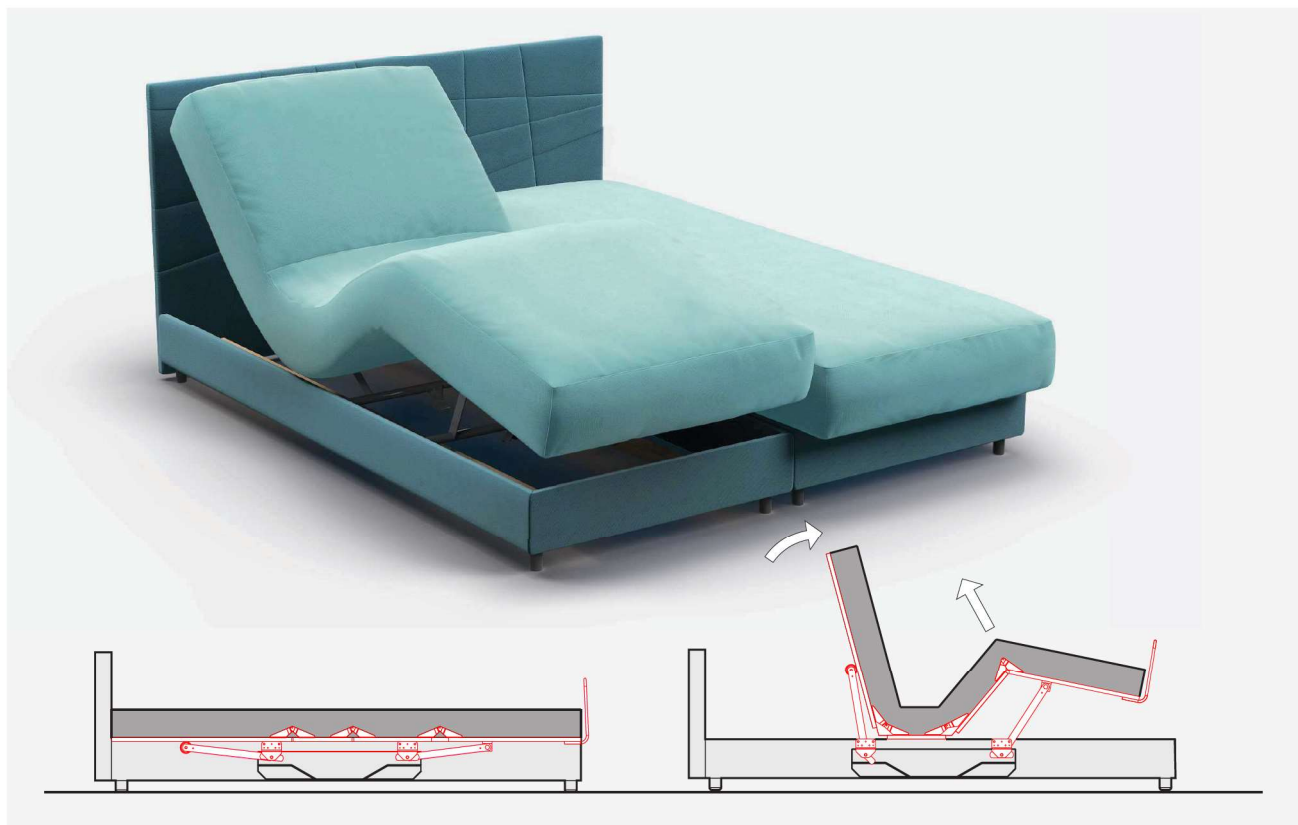


Sprężyna gazowa :: Gas spring

XRA 0083 $F_s=700N$ **kg** 0,25 **2**

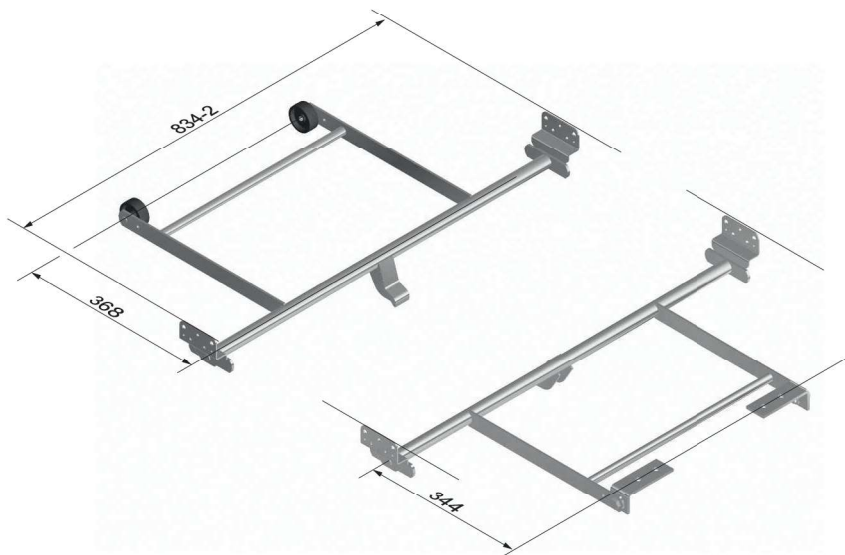


BOXSPRING





Okucia do ramy drewnianej :: Fittings for wooden frame

● **RU 316-5**  5,60  MIN 50



Akcesoria wymagane :: Required accessories

RU 324-0  5,30  1

● **AH 073-5**  0,17  6 MIN 300

SI 193-5  0,80  1 MIN 50





Stelaż :: Frame

SF 115-5  15,60 MIN 20

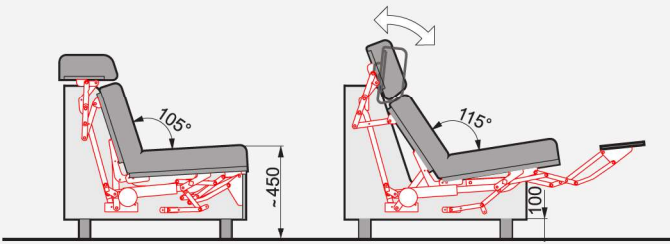
Podstawa chromowana :: Chrome base

BG 086-8  9,10 MIN 20



LOUNGE_SYSTEM

DO FOTEŁ I SOFY :: FOR ARMCHAIR AND SOFA



Funkcjonalność - dodatkowa regulacja kąta nachylenia zagłówka :: Functionality - additional regulation of headrest angle

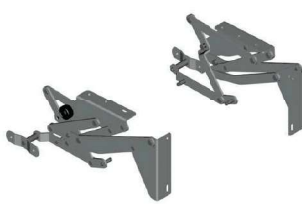
Mechanizm z zagłówkiem
Mechanism with headrest

SF 056-Z-5  3,80  MIN 50



Mechanizm podnóżka
Footrest mechanism

SF 085-A-5  3,4  1 MIN 50




Opcja bez podnóżka
Option without footrest

AR 015-1  1 MIN 50





AP 072-1  2 MIN 100





Akcesoria wymagane :: Required accessories


Silnik :: Electric motor

KDYJT013-B-X  1,6  1





Synchronizator tylny :: Rear synchronizing bar

SF 094-B-5 L=600  0,70  1



Synchronizator przedni :: Front synchronizing bar

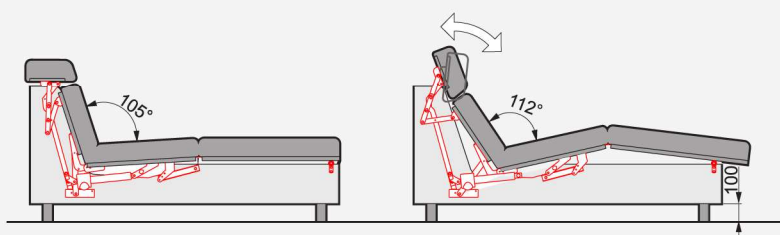
SF 086-5 L=600  0,70  1



L - Szerokość siedziska :: Seat width

LOUNGE_SYSTEM

DO OTOMANY :: FOR CORNER OTTOMAN



Funkcjonalność - dodatkowa regulacja kąta nachylenia zagłówka :: Functionality - additional regulation of headrest angle

Mechanizm z zagłówkiem
Mechanism with headrest

SF 056-Z-5  3,80 **MIN 50**



AP 072-1  2 **MIN 100**




AR 015-A-1  1 **MIN 50**



 **AR 116-1**  2 **MIN 100**




AH 072-5  2 **MIN 100**



Akcesoria wymagane :: Required accessories

Standard :: Standard

KDH026  1



Opcja :: Option

KDH135  1

USB



Opcja :: Option

KDH057  1

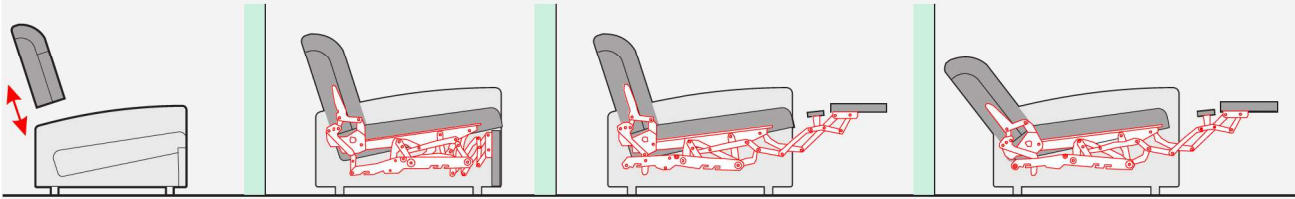


Opcja :: Option

KDH054  1



Bez odsuwania od ściany :: Zero wall



Montaż na wsuwki :: Backrest assembled with slide-in joints

Wersja z silnikiem :: Powered version

SF 070-A-5 15,50 MIN 10



Synchronizator tylny:: Rear synchronizing bar

SF 095-F-5 L=570 0,98 1
L= Szerokość siedziska :: Seat width

Synchronizator przedni :: Front synchronizing bar

SF 092-G-5 L=570 0,83 1
L= Szerokość siedziska :: Seat width



Akcesoria wymagane :: Required accessories

Standard :: Standard

KDH026 1



Opcja :: Option

KDH135 1

USB



Opcja :: Option

KDH057 1



Opcja :: Option

KDH054 1



Opcja :: Option

Wersja manualna :: Manual version

SF 306-A-5 12,20 MIN 10




SF 090-F-5

L=570 0,42 1
L= Szerokość siedziska :: Seat width





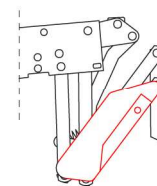
Podwójny podnózek :: Double footrest

SF 724-5	L=510	 7,00	MIN 40
SF 732-5	L=540	 7,00	MIN 40
SF 733-5	L=566	 7,00	MIN 40

L= Szerokość siedziska :: Seat width



Plastikowa osłona :: Plastic cover

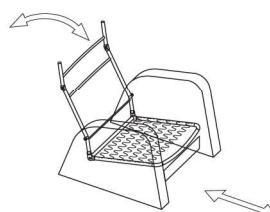
TO 117-5





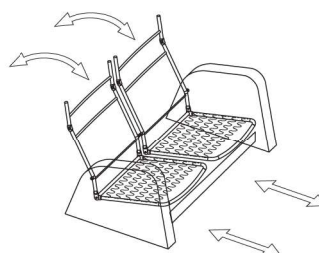
EASYFRAME





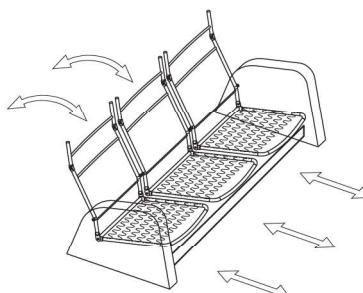
SB 844-5 L=500  9,10 **MIN 30**
SB 838-5 L=600  9,70 **MIN 30**
 L= Szerokość siedziska :: Seat width



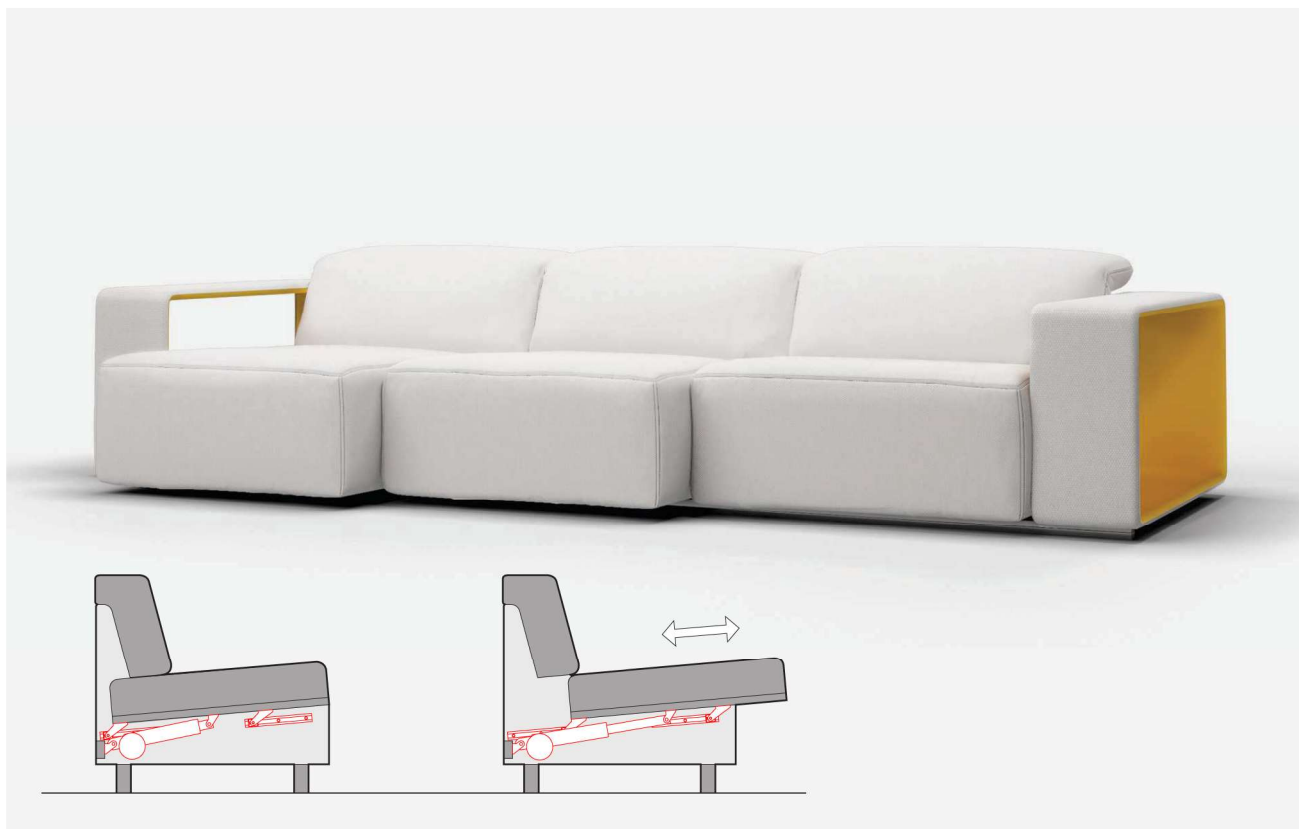
SB 846-5 L=500  16,00 **MIN 30**
SB 840-5 L=600  17,50 **MIN 30**
 L= Szerokość siedziska :: Seat width



SB 848-5 L=500  22,30 **MIN 30**
SB 842-5 L=600  24,00 **MIN 30**
 L= Szerokość siedziska :: Seat width




EASYSLIDE



Do wysuwu siedzisk :: To extend the seat

● **AR 006-A-1** 2 MIN 50



AP 046-1 L=300 4 MIN 100
AP 041-1 L=230 4 MIN 100
 L – również na życzenie
 L – available also on request



Silnik :: Electric motor

KDYJT013-A-X Skok :: Stroke 255 mm 1
KDYJT013-B-X Skok :: Stroke 175 mm 1



● **AK 442-1** 2 MIN 100



Akcesoria wymagane :: Required accessories

Standard :: Standard

KDH026 1



Opcja :: Option

KDH135 1
 USB



Opcja :: Option

KDH057 1



Opcja :: Option

KDH054 1





PRZEGUBY

to rodzina nowoczesnych mechanizmów stosowanych w zagłówkach i podłokietnikach, wyróżniająca się następującymi cechami:

TRWAŁOŚĆ - potwierdzona testami laboratoryjnymi;

FUNKCJONALNOŚĆ - napinanie tkaniny, wspomaganie ruchu powrotnego, montaż na wsuwki i za pomocą kątowników;

DOSTOSOWANIE DO POTRZEB - możliwy wybór położenia początkowego i końcowego, ilości położeń, przenoszonych obciążeń.

GEARS

A range of modern mechanisms for headrests and armrests distinguished by the following features:

DURABILITY – confirmed by laboratory tests;

FUNCTIONALITY – wide range of different functions: fabric stretching, automatic returning, assembly with angle brackets and slide-in joints;

CUSTOMISATION – possible choice of both initial and final position as well as a torque of the mechanism.

POLSTERGELENKE

sind eine Familie moderner Kopfteil- und Armlehnenfunktionsbeschläge, die sich durch folgende Merkmale auszeichnen:

BESTÄNDIGKEIT - durch Labortests bestätigt;

FUNKTIONALITÄT - Stoffspannung, Rückbewegungsunterstützung, Montage mit Steckbeschlägen sowie Winkeln;

ANPASSUNG NACH BEDARF - Grundposition, Endstellung, Anzahl der Raststufen und zulässige Belastung können gewählt werden.

ТРЕЩЁТКИ

представляет собой семейство современных механизмов, используемых в подголовниках и подлокотниках, отличаются следующими особенностями:

ПРОЧНОСТЬ - подтверждено лабораторными испытаниями;


ФУНКЦИОНАЛЬНОСТЬ - натяжение ткани, поддержка поворотного движения, монтаж благодаря втулкам и при помощи дополнительных уголков;

ВАРИАНТЫ ИЗГОТОВЛЕНИЯ - возможность выбора начального и конечного положения, количества положений и передаваемых нагрузок.

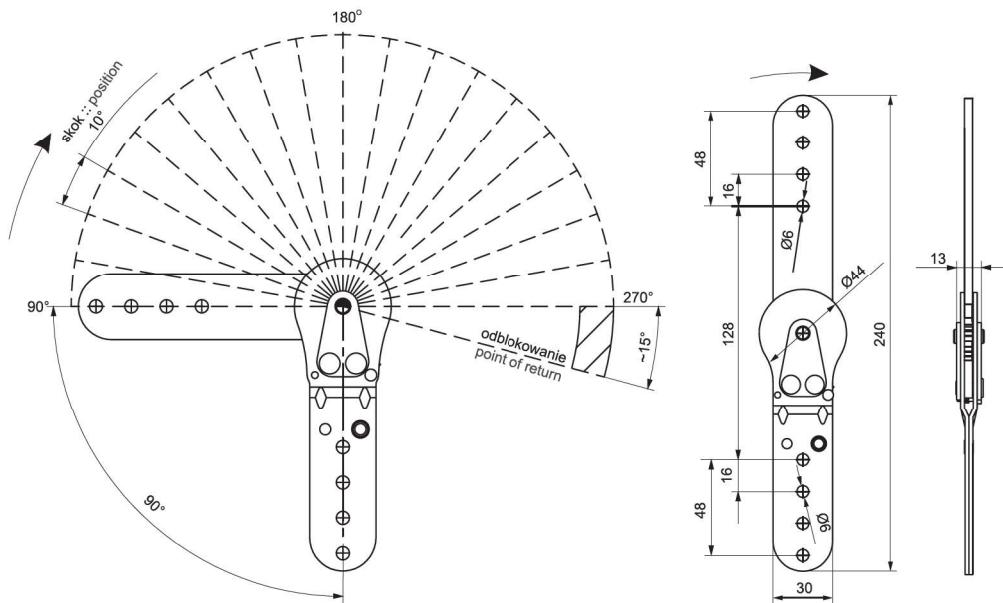
FLEXMATIC

PRZEGUB STOPNIOWY POLECANY DO REGULACJI ZAGŁÓWKA / PODŁOKIETNIKA
 RATCHET MECHANISM RECOMMENDED FOR HEADREST / ARMREST ADJUSTMENT

INDUSTRIAL PROPERTY




Maksymalny dopuszczalny moment siły dla jednego przegubu **150 Nm** :: Maximum torque **150 Nm**



Kod wyrobu Product Code	Położenie początkowe Initial position	Położenie końcowe Final position	Kątownik-typ Angle type	Jednostka Unit	Zamówienie min. Min. order	Uwagi Note
PP 150-1	90°	170°		szt / pc	100	
PP 156-A-1	90°	150°	A	para / pair	50	
PP 185-1	90°	150°		para / pair	50	Ze sprężyną zwrotną Return spring
PP 187-E-1	90°	180°	A	para / pair	50	Ze sprężyną zwrotną Return spring

Opcja montażu str. 47 :: Assembly option p. 47

● **AK 133-1** MIN 200



Montaż na wsuwki str. 47 :: Assembly with slide-in joints p. 47

AL 094-1 MIN 200



ERGOMATIC

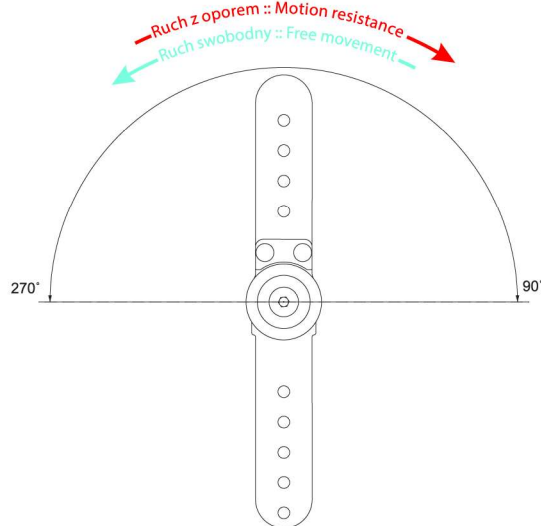
PRZEGUB BEZSTOPNIOWY POLECANY DO REGULACJI **PODŁOKIETNIKA / PODNÓŻKA / ZAGŁÓWKA**
 STEPLESS MECHANISM RECOMMENDED FOR **ARMREST / FOOTREST / HEADREST** ADJUSTMENT

PATENT PENDING



- Cicha i bezstopniowa regulacja położenia
- Blokada dowolnej pozycji
- Łatwa korekta położenia
- Nadmierne obciążenie nie niszczy mechanizmu
- Stepless and silent adjustment
- Blockade at any position
- Easy correction of the position
- Overloading does not damage the mechanism

PP 918-1 0,16 **MIN 50** Siła oporu 25 Nm/szt. :: Resistance force 25 Nm/pc
PP 918-A-1 0,16 **MIN 50** Siła oporu 7 Nm/szt. :: Resistance force 7 Nm/pc



ERGOMATIC

PRZEGUB BEZSTOPNIOWY POLECANY DO REGULACJI ZAGŁÓWKA
STEPLESS MECHANISM RECOMMENDED FOR HEADREST ADJUSTMENT


PATENT PENDING




PP 918-B-8  0,16 **MIN 25**
Siła oporu 2 x 7 Nm :: Resistance force 2 x 7 Nm



Opcja montażu str. 47 :: Assembly option p. 47

 **AK 133-1** **MIN 200**



PP 918-D-1  0,16 **MIN 25**
Siła oporu 2 x 7 Nm :: Resistance force 2 x 7 Nm
Naciąg tkaniny 50 mm :: Stretching 50 mm



Montaż na wsuwki str. 47 :: Assembly with slide-in joints p. 47


AL 094-1 **MIN 200**



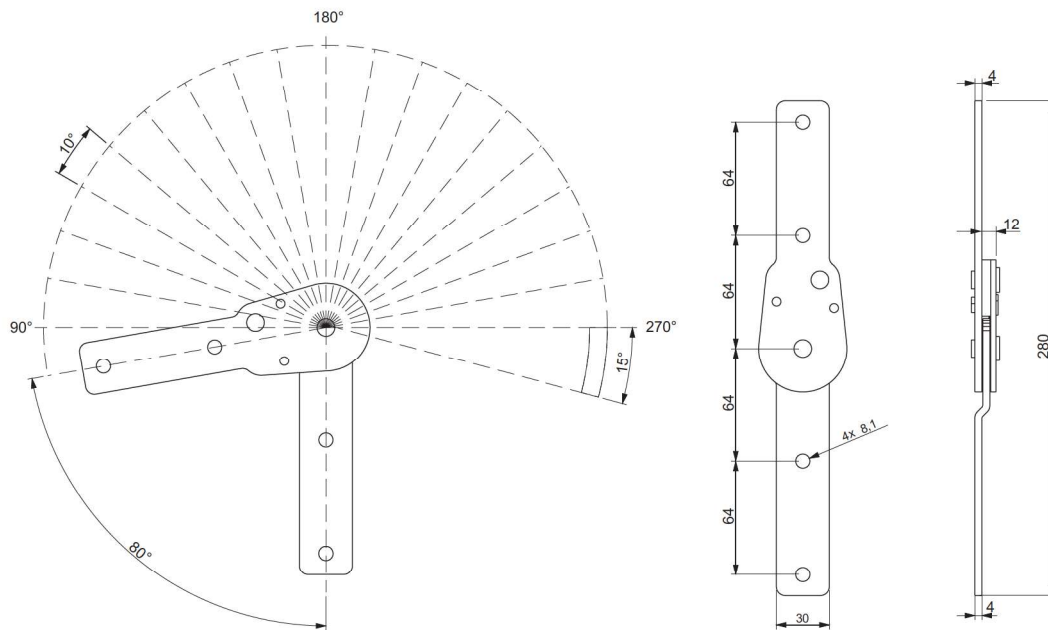
SOLIDMATIC

PRZEGUB STOPNIOWY POLECANY DO REGULACJI **PODŁOKIETNIKA / OPARCIA**
 RATCHET MECHANISM RECOMMENDED FOR **ARMREST / BACKREST** ADJUSTMENT

PATENT PENDING



Maksymalny dopuszczalny moment siły dla pary przegubów **2 x 300 Nm** :: Maximum torque per pair **2 x 300 Nm**

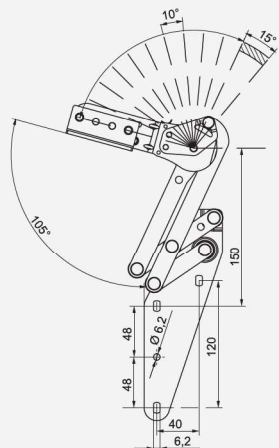


Kod wyrobu Product Code	Położenie początkowe Initial position	Położenie końcowe Final position	Ilość położeń No. of positions	Jednostka Unit	Zamówienie min. Min. order
PP 555-1	180°	260°	8	para / pair	50
PP 555-A-1	175°	265°	9	para / pair	50
PP 555-C-1	90°	180°	9	para / pair	50

STRECHMATIC

PRZEGUB STOPNIOWY POLECANY DO REGULACJI ZAGŁÓWKA Z FUNKCJĄ NAPINANIA
 RATCHET MECHANISM RECOMMENDED FOR HEADREST ADJUSTMENT WITH STRETCHING FUNCTION

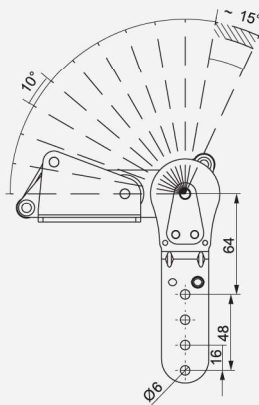
INDUSTRIAL PROPERTY



Maksymalny dopuszczalny moment siły dla pary przegubów 2 x 80 Nm :: Maximum torque per pair 2 x 80 Nm

Kod wyrobu Product Code	Napinanie Stretching	Położenie początkowe Initial position	Położenie końcowe Final position	Jednostka Unit	Waga [kg] Weight	Zamówienie min. Min. order	Uwagi Note
PP 241-1	80 mm	105°	195°	para / pair	1,4	45	
PP 241-A-1	80 mm	105°	195°	para / pair	1,5	45	Ze sprężyną zwrotną Return spring

INDUSTRIAL PROPERTY



Maksymalny dopuszczalny moment siły dla pary przegubów 2 x 80 Nm :: Maximum torque per pair 2 x 80 Nm




Kod wyrobu Product Code	Napinanie Stretching	Położenie początkowe Initial position	Położenie końcowe Final position	Jednostka Unit	Waga [kg] Weight	Zamówienie min. Min. order	Uwagi Note
● PP 151-1	~30 mm	90°	190°	para / pair	0,8	25	
PP 151-A-1	~30 mm	90°	190°	para / pair	0,95	50	Ze sprężyną zwrotną Return spring

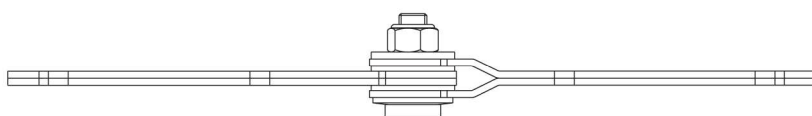
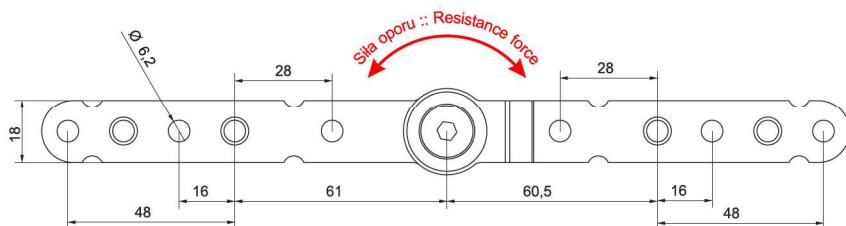
FRIMATIC

PRZEGUB CIERNY POLECANY DO REGULACJI ZAGŁÓWKA

FRICITION MECHANISM RECOMMENDED FOR HEADREST ADJUSTMENT



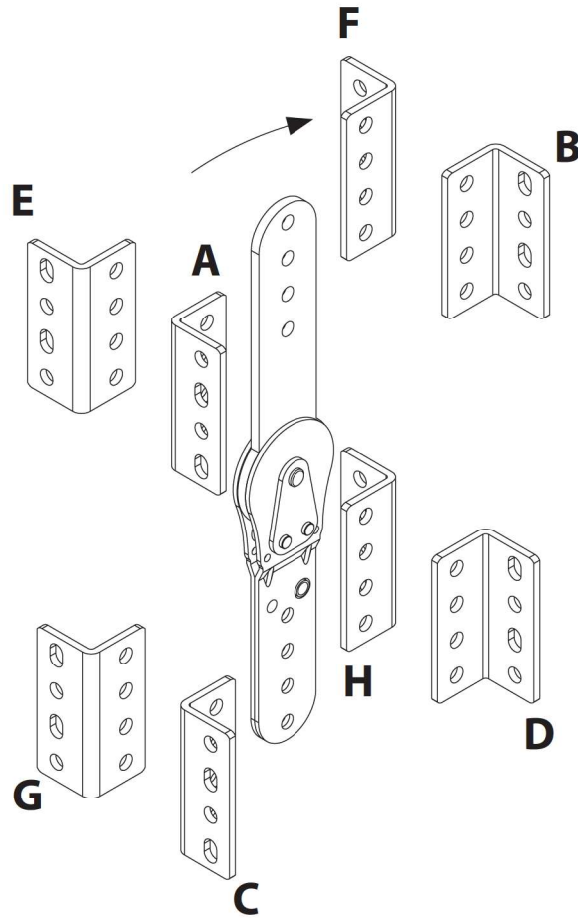
PP 343-J-1	 0,16	MIN 40	Siła oporu 10 Nm/szt. :: Resistance force 10 Nm/pc
PP 343-I-1	 0,16	MIN 40	Siła oporu 7 Nm/szt. :: Resistance force 7 Nm/pc
PP 343-U-1	 0,16	MIN 40	Siła oporu 14 Nm/szt. :: Resistance force 14 Nm/pc



Test trwałości :: Durability test

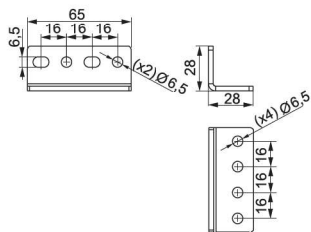


SPOSÓB MOCOWANIA KĄTOWNIKÓW DO PRZEGUBU - DO WYBORU
 ANGLE BRACKET FITTING METHOD - OPTIONS



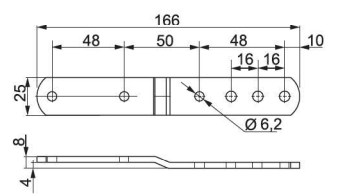

Kątownik standardowy :: Standard bracket angle

● **AK 133-1**  0,07 **MIN 200**



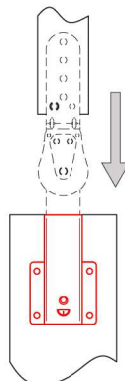
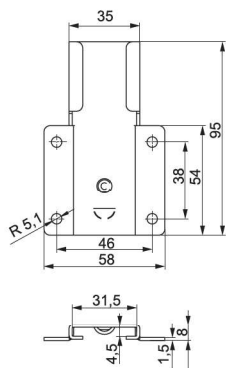
Opcja :: Option

AZ 032-1  0,12 **MIN 200**



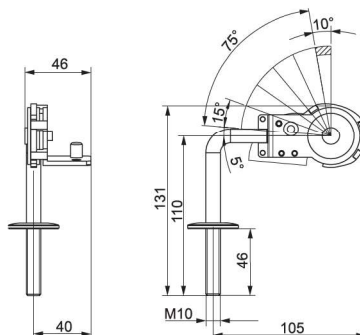
Montaż na wsuwki :: Assembly with slide-in joints

AL 094-1  0,07 **MIN 200**

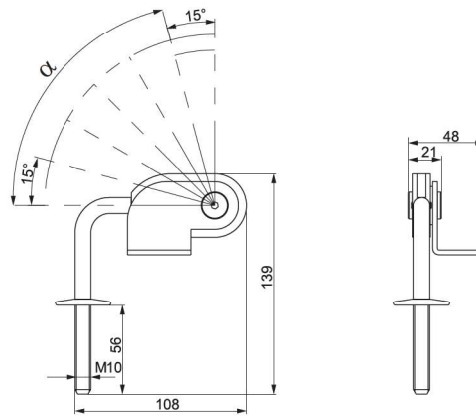




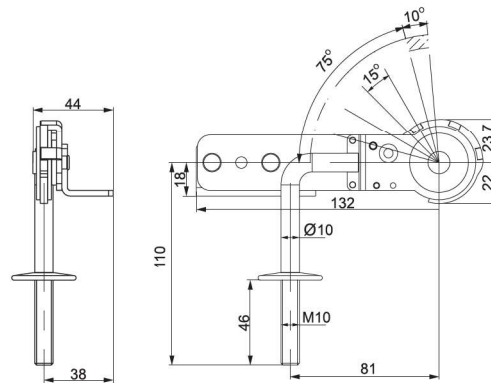
● **PP 040-8** Max 2 x 90 Nm  0,63 **MIN 50**



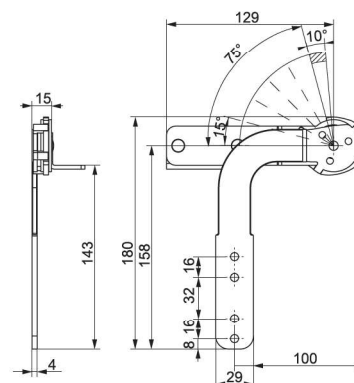
PP 007-8 $\alpha=75^\circ$ Max 2 x 60 Nm $\frac{kg}{kg}$ 0,80 **MIN 40**
PP 006-8 $\alpha=90^\circ$ Max 2 x 60 Nm $\frac{kg}{kg}$ 0,80 **MIN 40**




PP 054-8 Max 2 x 90 Nm $\frac{kg}{kg}$ 0,84 **MIN 50**



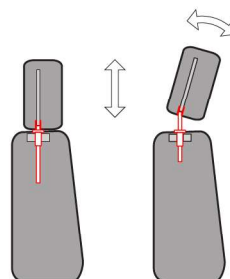
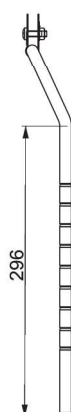
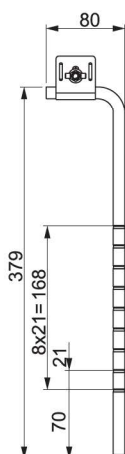
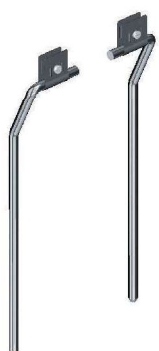
PP 101-B-8 Max 2 x 130 Nm $\frac{kg}{kg}$ 0,95 **MIN 50**






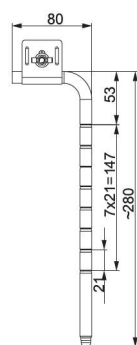
● **PP 510-8**  0,52

MIN 50



● **PP 509-B-8**  0,41

MIN 50

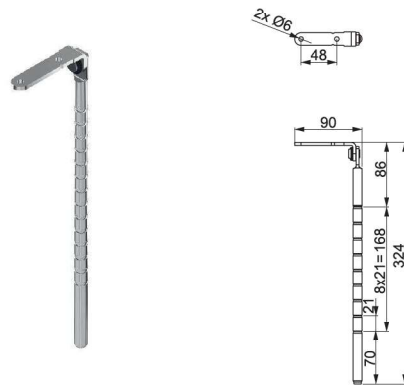


Bezstopniowy :: Non-degree regulation

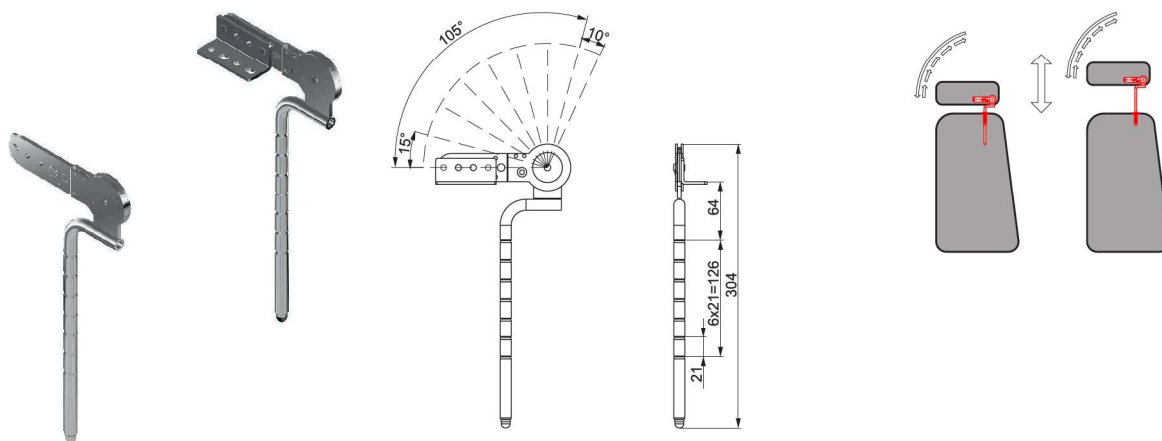
PP 505-A-8  0,40 **MIN 50**



PP 512-8  0,25 **MIN 50** 

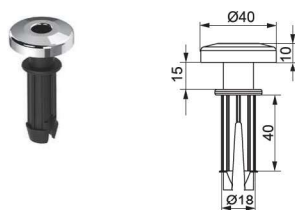


PP 432-B-8 **Max 2 x 105 Nm**  1,10 **MIN 50**

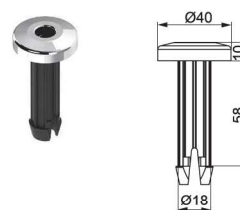


Akcesoria wymagane :: Required accessories

TS 132-8 **MIN 200** Sprężyna słaba :: Soft spring
TS 130-8 **MIN 200** Sprężyna średnia :: Medium spring

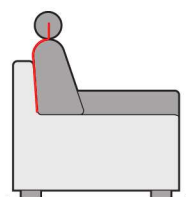


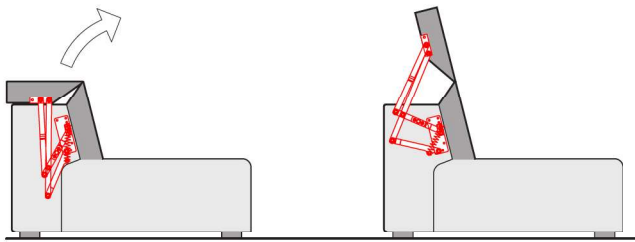

TS 168-8 **MIN 200** Sprężyna słaba :: Soft spring
TS 169-8 **MIN 200** Sprężyna średnia :: Medium spring



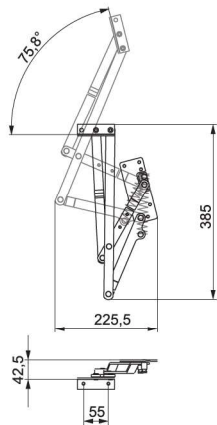


SZ 509-E-8  0,36 **MIN 40**



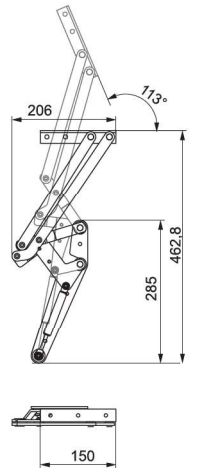


● **PC 006-8**  3,00 **MIN 20**





Sprężyna gazowa :: Gas spring

PC 001-8  3,00 **MIN 40**



Synchronizator :: Synchronizing bar

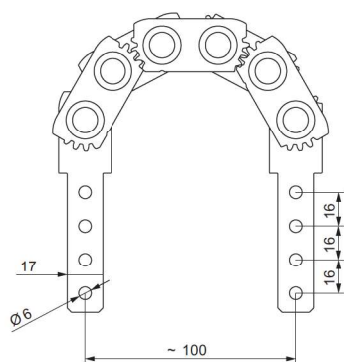
PC 011-5 L=530  0,36  1





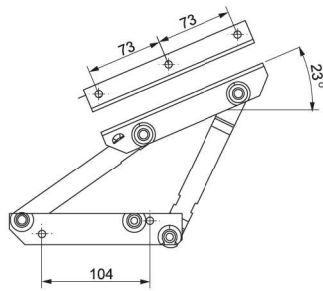
Moment obrotowy 7 Nm :: Torque of 7 Nm

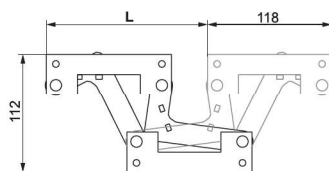
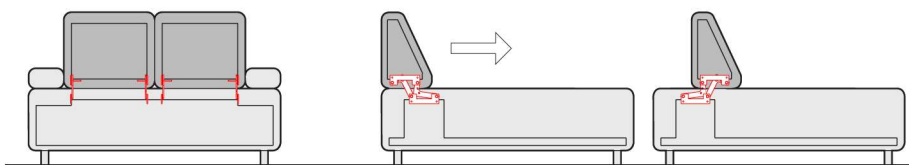
PP 270-1  0,45 MIN 50



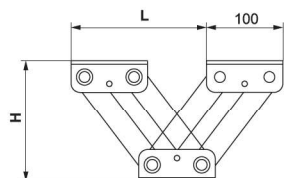
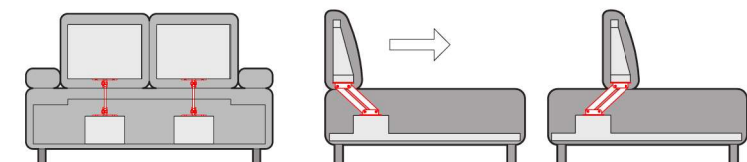


● PC 026-1  0,95 MIN 40





Mechanizm Mechanism	L [mm]	[kg]	min. min.
PC 136-1	152	0,90	45
PC 136-A-1	182	0,80	45
PC 136-B-1	250	0,80	50

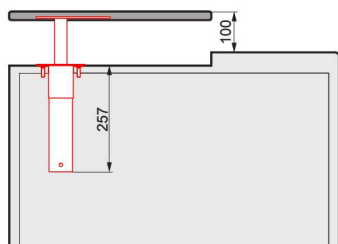


Mechanism	L [mm]	H [mm]	F [Nm]	[kg]	min. min.
● PB 033-1	260	150	4,5	1,49	48
PB 033-I-1	188	117	4,5	1,38	50

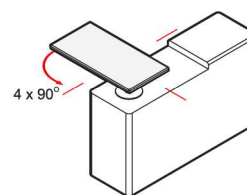
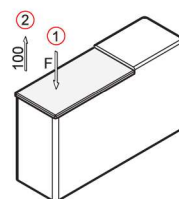


Mechanizm ze sprężyną gazową $F=100\text{ N}$:: Mechanism with gas spring $F=100\text{ N}$

● **MK 082-A-8**  2,27 **MIN 10**



NACISNAĆ :: PUSH





PT 013-B-5

kg 2,50

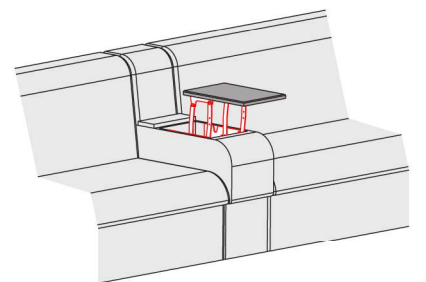
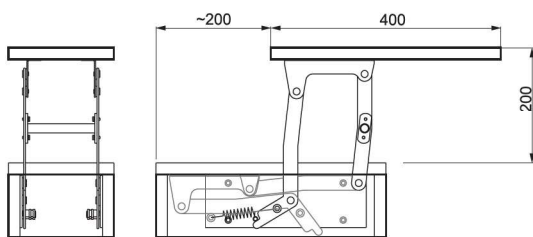
MIN 30

AS 506-1

Fs=105 N

kg 0,15

2






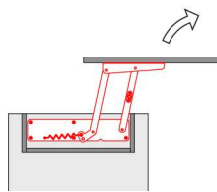
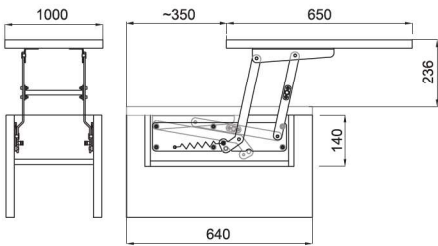


Mechanizm ze sprężyną zwykłą
Mechanism with regular spring

PT 011-5  7,3 **MIN 25**

Zalecana waga blatu 6,5÷11 kg :: Recommended countertop weight 6,5÷11 kg

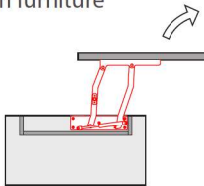
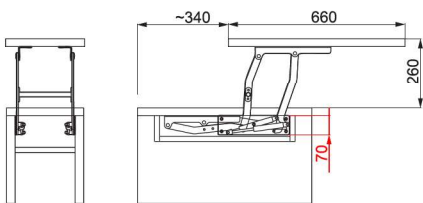
 **AS 119-46** $F_s=278\text{ N}$  0,14  2



Mechanizm ze sprężyną gazową
Mechanism with gas spring

PT 011-B-5  3,60 **MIN 25**

Zalecana waga blatu 6,5÷11 kg :: Recommended countertop weight 6,5÷11 kg
Zajmuje mało miejsca w meblu :: Takes little space in furniture



Akcesoria dodatkowe :: Additional accessories

PC 090-5 L=874  0,55  1

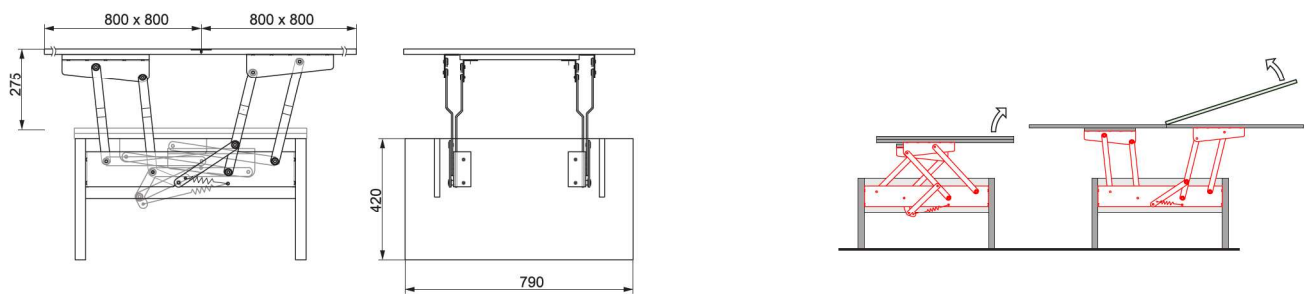






Mechanizm ze sprężyną zwykłą
Mechanism with regular spring

● **PT 009-5**  15,80 **MIN 40**

Zalecana waga 2 blatów 16÷24 kg :: Recommended weight of 2 countertops 16÷24 kg

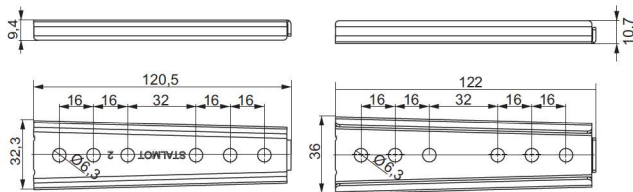



● **AS 119-46** $F_s=278\text{ N}$  0,14  2

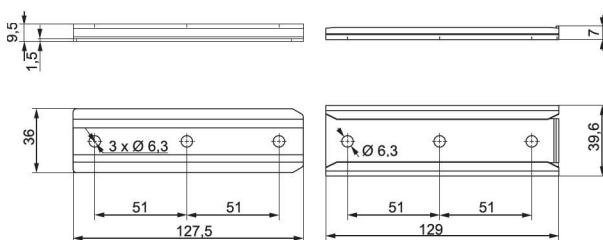


Łącznik klinowy
Knock down bracket

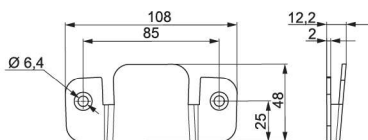

● **AL 200-1**  0,15 **MIN 100**



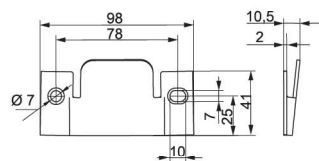
● **AL 011-1**  0,15 **MIN 100**



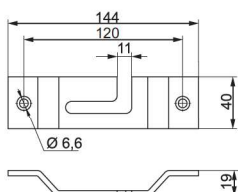
CZ 002-1  0,07 **MIN 100**



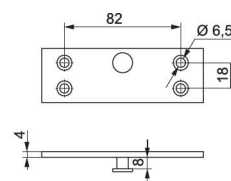
● **AL 034-1**  0,07 **MIN 200**



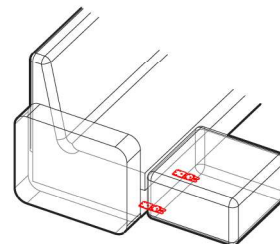
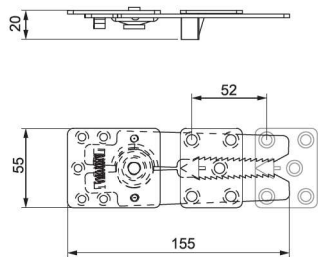
AZ 717-1  0,35 **MIN 50**



AZ 716-1  0,13 **MIN 100**

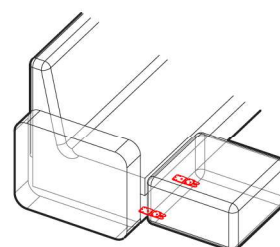
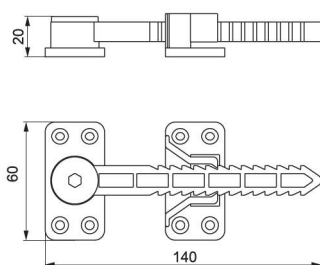



CZ 149-B-1  0,23 **MIN 100**
CZ 149-C-1  0,03 **MIN 100**

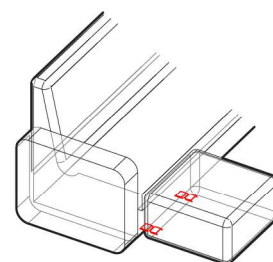
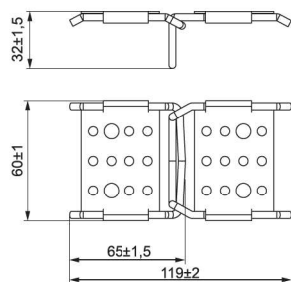


Tworzywo :: Plastic

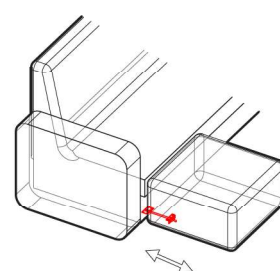
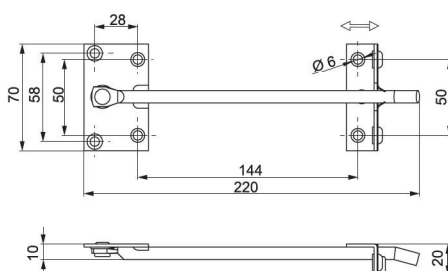
 **TZ 007-5**  0,07 **MIN 200**



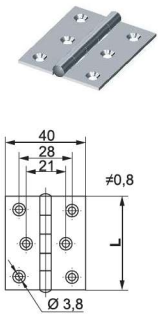
CZ 150-1  0,10 **MIN 150**



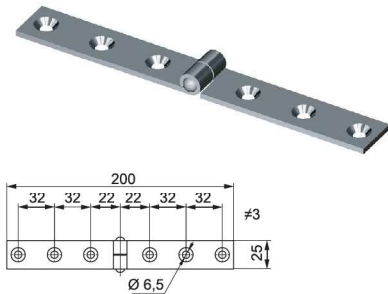
CZ 034-1  0,18 **MIN 100**



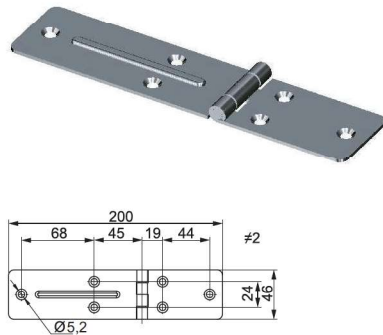
AH 002-1 L=40  0,01 **MIN 100**
AH 003-1 L=50  0,02 **MIN 100**



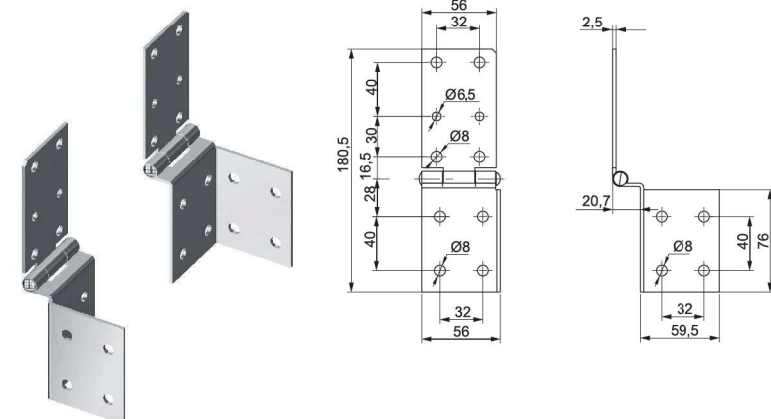
AH 024-1  0,12 **MIN 200**



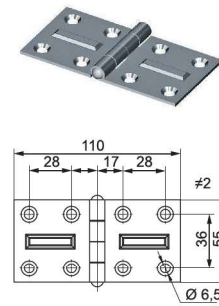
CH 009-1  0,20 **MIN 100**



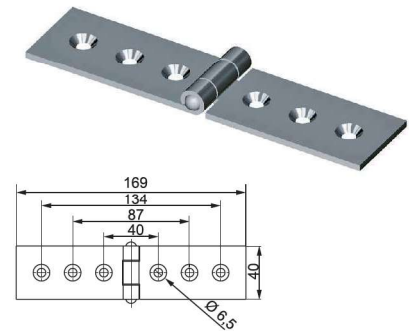
AH 055-4  0,63 **MIN 50**



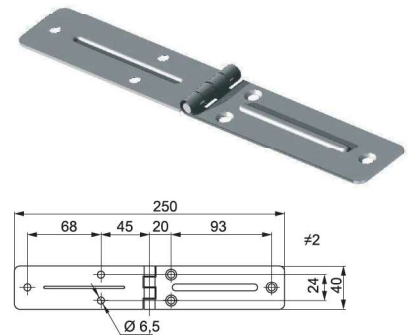
AH 001-1  0,12 **MIN 200**



AH 025-1  0,16 **MIN 100**

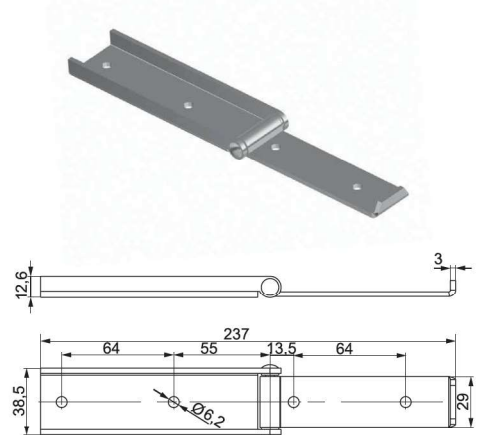


CH 028-1  0,18 **MIN 100**



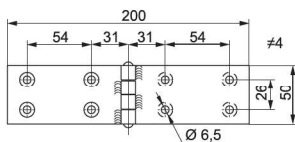
Duża wytrzymałość :: Heavy-duty

AH 049-1  0,26 **MIN 100**



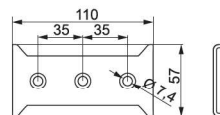
Współpracuje z AH 068 :: Co-works with AH 068

AH 011-5  0,36 **MIN 100**



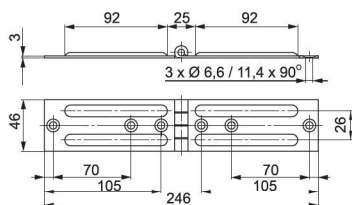

Wsuwka :: Slide-in joint

AH 068-5  0,15 **MIN 100**



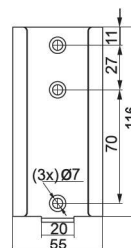
Współpracuje z CZ 181-1 :: Co-works with CZ 181-1

 **CH 031-1**  0,28 **MIN 100**



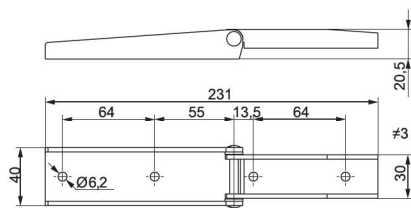

Wsuwka :: Slide-in joint

CZ 181-1  0,17 **MIN 100**



Oparcie pod kątem 4° :: Backrest angle 4°

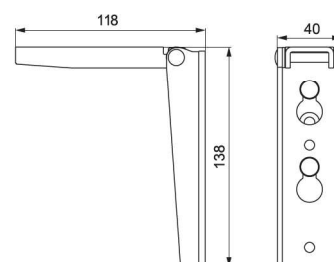
 **AH 050-1**  0,30 **MIN 100**




Zawias z wsuwką :: Hinge with slide-in joint

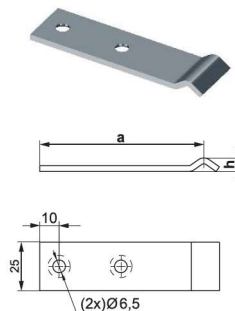
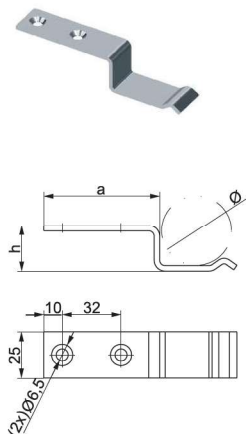
Oparcie pod kątem 4° :: Backrest angle 4°

AH 071-1  0,50 **MIN 100**



AZ 208-1 a=81 h=28 Rolka::Castor Ø 38  0,08 MIN 100

AZ 229-1 a=117 h=7 $\neq 3$  0,07 MIN 100



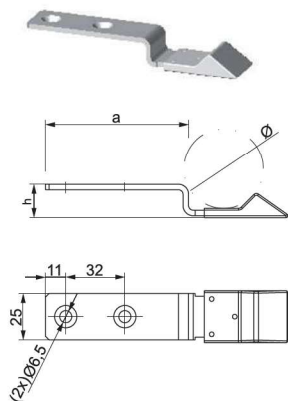
Ogumienie :: With rubber

AZ 357-1 a=78 h=28 $\neq 3$ Rolka::Castor Ø 43 MIN 100


AZ 358-1 a=66 h=25 $\neq 3$ Rolka::Castor Ø 43 MIN 100

AZ 361-1 a=77 h=28 $\neq 3$ Rolka::Castor Ø 38 MIN 100

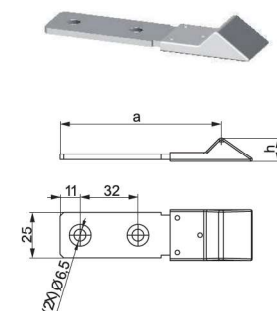
 0,09



Ogumienie :: With rubber

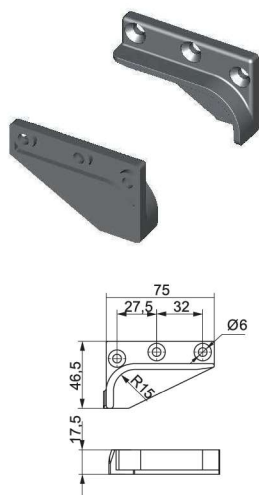
 **AZ 359-1** a=123 h=13 $\neq 3$ Rolka::Castor Ø 38 MIN 200


 0,08




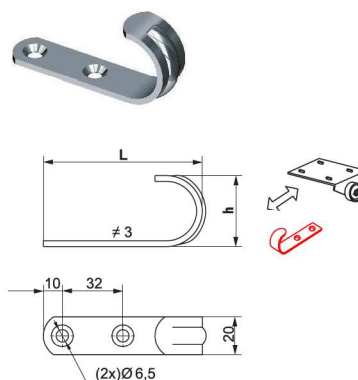
Tworzywo :: Plastic

● **LZ 037-5**  0,04 **MIN 200**



● **AZ 321-1** L=84 h=38  0,05 **MIN 100**

AZ 324-1 L=103 h=47  0,063 **MIN 100**



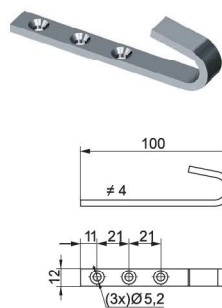
AZ 605-1 H=35  0,05 **MIN 200**

AZ 604-1 H=40  0,05 **MIN 200**

AZ 603-1 H=46  0,05 **MIN 200**



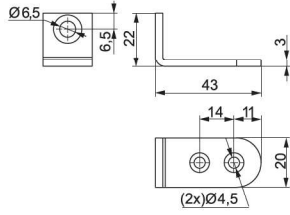
● **AZ 326-1**  0,05 **MIN 200**



AK 003-1

0,02 kg

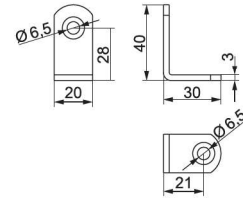
MIN 100



AK 006-1

0,02 kg

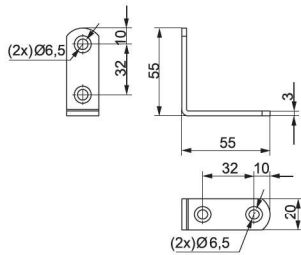
MIN 1000



AK 012-1

0,05 kg

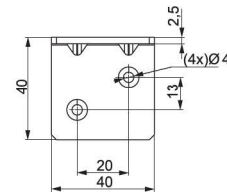
MIN 100



AK 034-5

0,05 kg

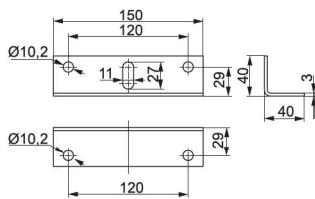
MIN 300



CK 101-1

0,24 kg

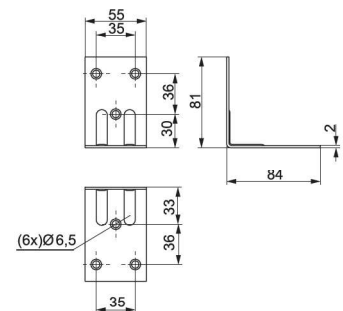
MIN 100



CK 017-5

0,14 kg

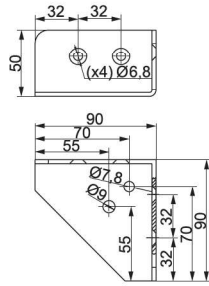
MIN 100



AK 085-4

0,32

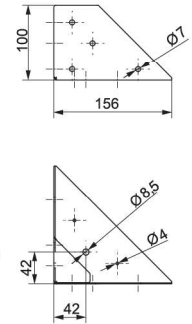

MIN 100



AK 177-4

0,40

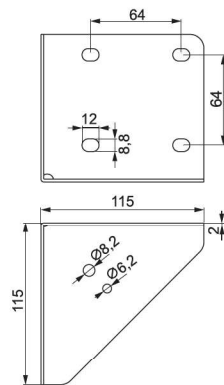

MIN 100



CK 028-5

0,50

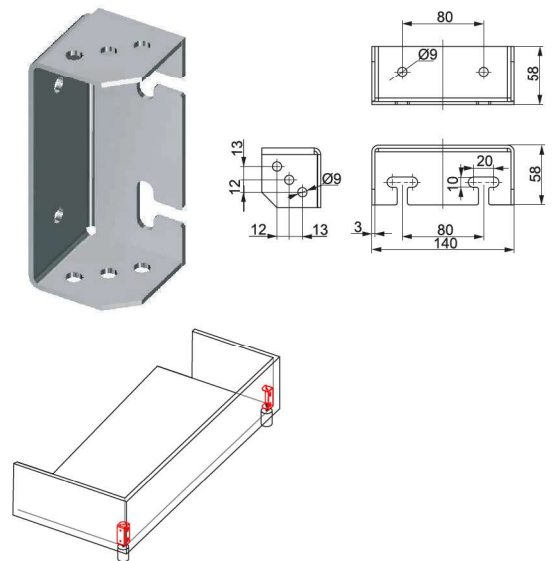
MIN 105



AK 131-1

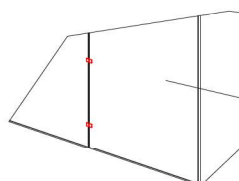
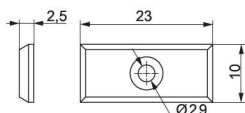
0,50

MIN 100



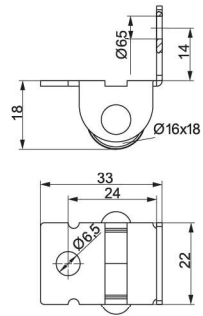
CL 006-1



MIN 5000

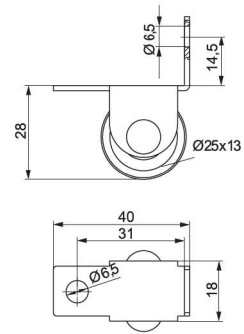


„Plec” szafy :: Cabinet back

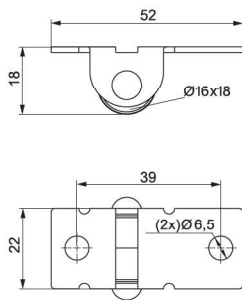
AR 101-1  0,03 **MIN 100**



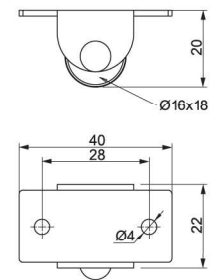
AR 103-1 PP  0,03 **MIN 100**
AR 205-1 PP+Elastomer  0,03 **MIN 100**



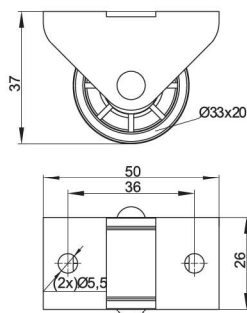
AR 105-1  0,02 **MIN 100**





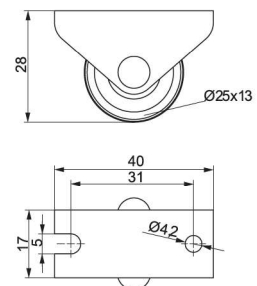
AR 104-1  0,02 **MIN 100**



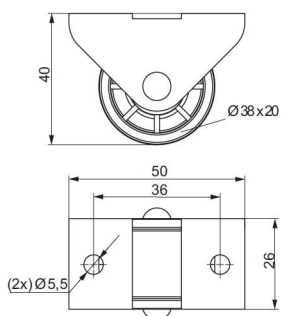
AR 108-1  0,05 **MIN 100**





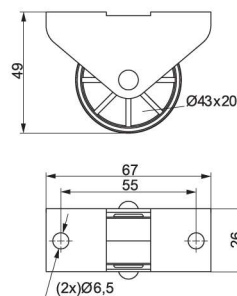
AR 107-1 PP  0,03 **MIN 100**
AR 190-1 PP+Elastomer  0,02 **MIN 100**



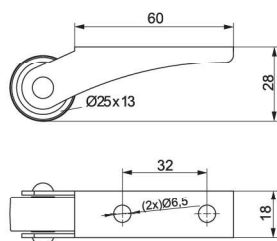
● **AR 172-1** PP+Elastomer  0,06 MIN 100





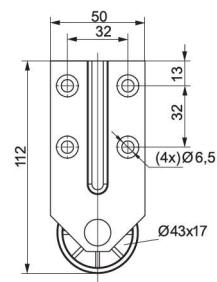
AR 109-1 PP  0,08 MIN 100
 ● **AR 165-1** PP+Elastomer  0,08 MIN 100





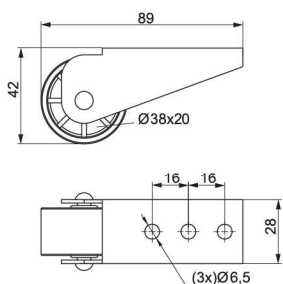
AR 106-1 PP  0,04 MIN 100
AR 189-1 PP+Elastomer  0,04 MIN 100




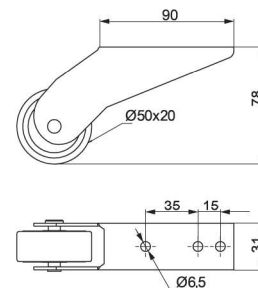
AR 136-1 PP  0,11 MIN 100
 ● **AR 168-1** PP+Elastomer  0,11 MIN 100



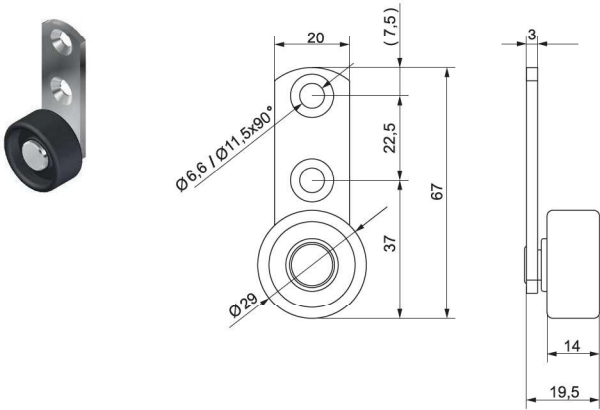
AR 110-1 PP  0,1 MIN 100
AR 174-1 PP+Elastomer  0,08 MIN 100



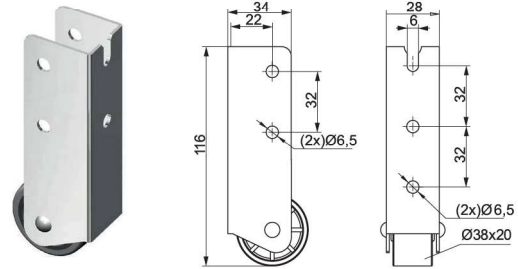
CR 018-1 PP+Elastomer  0,20 MIN 100



AR 116-1 0,04 MIN 100



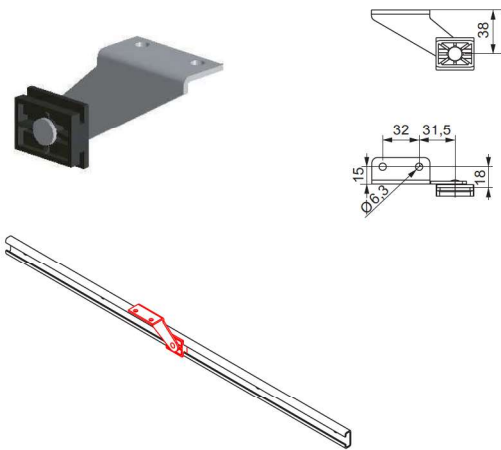
AR 115-1 PP 0,13 MIN 100
AR 167-1 PP+Elastomer 0,08 MIN 100



Do wysuwu siedzisk :: To extend the seat

AR 006-D-1 Lewy :: Left 0,10 MIN 200

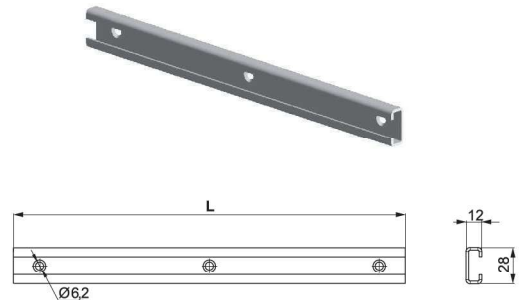
AR 006-C-1 Prawy :: Right 0,10 MIN 200



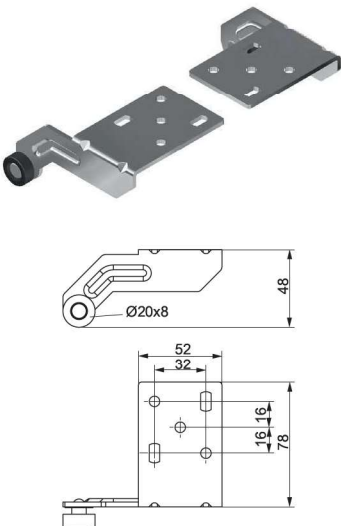
AP 046-1 L=300 0,24 MIN 100

AP 041-1 L=230 0,20 MIN 100

L – również na życzenie
 L – available also on request




AR 121-1 0,28 MIN 50



AP 008-1 L=700 0,43 MIN 50

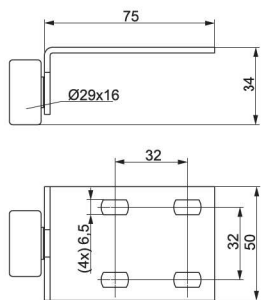
L – również na życzenie
 L – available also on request



AR 117-1

 0,11

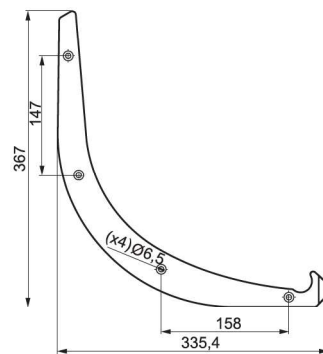
MIN 100



TP 003-2

 0,16

MIN 40



PO 212-1

Rolka::Castor Ø=29x16

 0,65



MIN 100

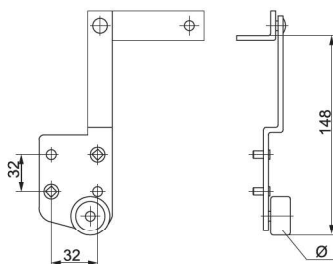
PO 215-1

Rolka::Castor Ø=30x25

 0,66



MIN 100



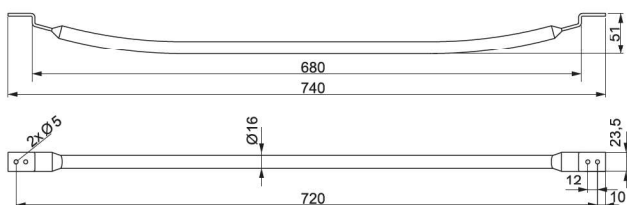

AS 052-C-5

 1,07

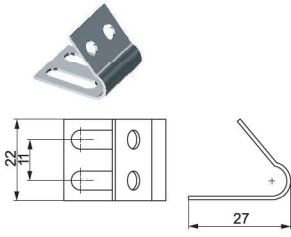
MIN 50

L – również na życzenie

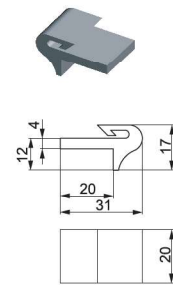
L – available also on request



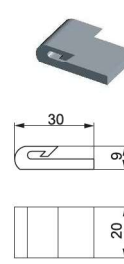
TZ 069-0 MIN 5000



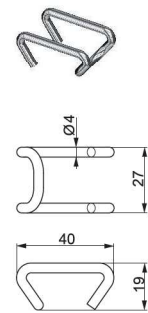
TZ 001-4 MIN 2500



TZ 011-4 MIN 1000




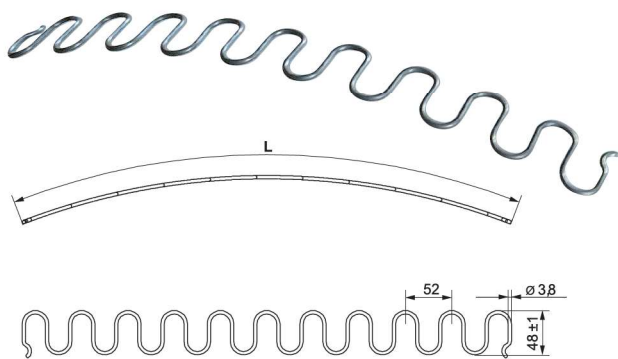
AK 083-5 MIN 400



- AS 141-0** L=460 /17/3,8/TYP A 0,10 MIN 1000
- AS 153-0** L=530 /19/3,8/TYP A 0,11 MIN 1000
- AS 161-0** L=600 /21/3,8/TYP A 0,14 MIN 1000
- AS 169-0** L=630 /23/3,8/TYP A 0,15 MIN 1000
- AS 162-0** L=650 /23/3,8/TYP A 0,13 MIN 1000

L – również na życzenie
L – available also on request

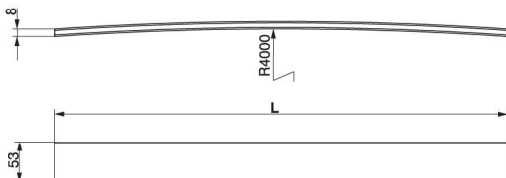

- AS 437-0** L=540 TYP B 0,14 MIN 1000
- L – również na życzenie
L – available also on request



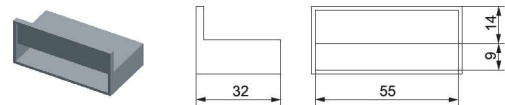
Listwy brzozonee :: Birch slats

- DL 055-0** L=660 MIN 200
- DL 056-0** L=790 MIN 200

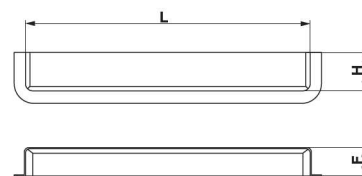

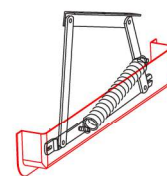
L – również na życzenie
L – available also on request



TS 011-5 MIN 1000

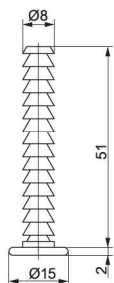


- **TO 001-4** L=380 H=70 F=50 **MIN 200**
- **TO 002-4** L=510 H=70 F=50 **MIN 200**
- **TO 003-4** L=790 H=80 F=60 **MIN 125**



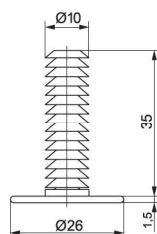
TS 120-4

MIN 1000



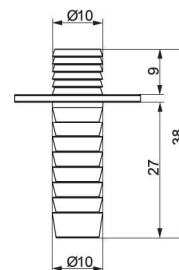
TS 113-5

MIN 1000



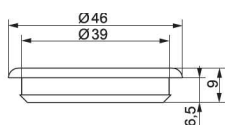
TS 009-5

MIN 5000

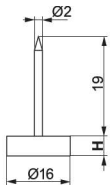


● **TS 078-4**

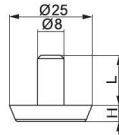
MIN 2500



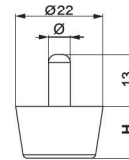
TS 013-5 H=5 MIN 1000
TS 111-5 H=10 MIN 1000



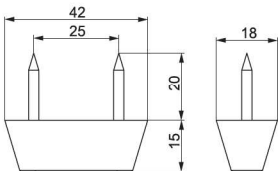
TS 016-5 L=15 H=5 MIN 1000



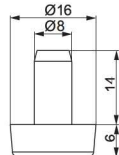
TS 019-5 Ø=13 H=25 MIN 800



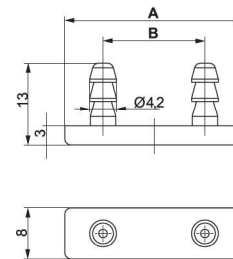
TS 014-5 MIN 1000



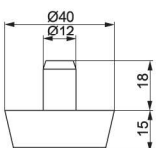
TS 004-5 MIN 2500
TS 186-1 Elastomer MIN 2500



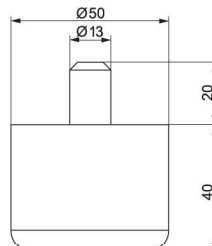
TS 230-5 A=28 B=16 MIN 1000
TS 231-5 A=38 B=24 MIN 1000
TS 232-5 A=58 B=48 MIN 1000



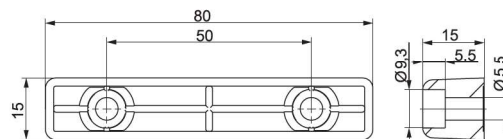
TS 018-5 MIN 1000



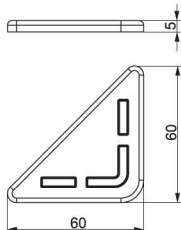
TS 021-5 MIN 300



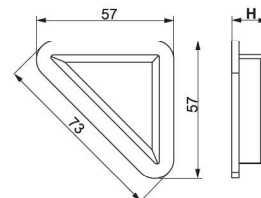
TS 272-5 MIN 1000



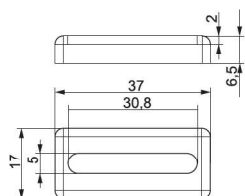
TS 042-5 ■ 1000



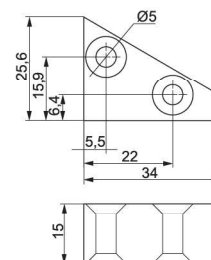

● **TS 033-5** H=15 ■ 1000
TS 270-5 H=25 ■ 1000



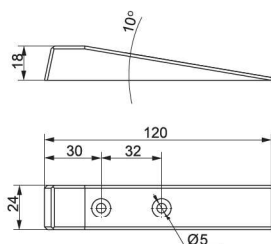
TS 150-5 ■ 1000



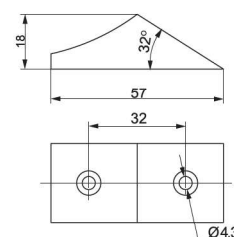
TS 180-5 ■ 1000



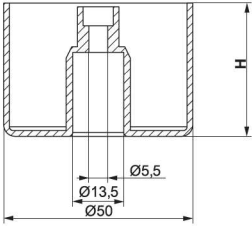
TS 083-4 ■ 1000



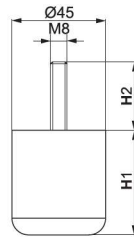
TS 080-4 ■ 1000



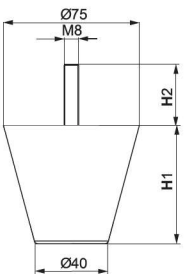
- TS 023-5** H=25 ■ 1000
- TS 024-5** H=35 ■ 600
- TS 038-5** H=50 ■ 400



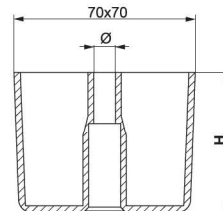
- TS 046-5** H1=50 H2=34 ■ 250
- TS 046-B-5** H1=50 H2=25 ■ 250
- TS 211-5** H1=60 H2=35 ■ 250



- TS 026-5** H1=65 H2=35 ■ 150
- TS 026-A-5** H1=65 H2=15 ■ 150
- TS 129-5** H1=100 H2=35 ■ 100



- TS 184-5** Ø=7 H=45 ■ 200





NOGI I PODSTAWY MEBLOWE

to rodzina nowoczesnych elementów ozdobnych do mebli pozwalająca zaspokoić różne wymagania odbiorców indywidualnych i kontraktowych.

DESIGN - własne oryginalne projekty, szeroka gama ozdobnych wykończeń;

ELASTYCZNOŚĆ – możliwość modyfikacji standardowych projektów, realizacja projektów indywidualnych;

JAKOŚĆ – spełniająca potrzeby klientów, również najbardziej wymagających.

FURNITURE LEGS AND BASES

A selection of decorative products, that reflect the latest trends, tailored to both the individual and contractual requirements.

DESIGN – our own label range of original designs, including a wide range of decorative coverings;

FLEXIBILITY – possible modification of standard designs or implementation of individual projects;

QUALITY – satisfying customers needs, also the most demanding ones.

MÖBELFÜSSE UND DREHGESTELLE

ist eine Familie von modernen dekorativen Elementen für Möbel, die den unterschiedlichen Anforderungen der Einzel- und Vertragskunden gerecht werden kann

DESIGN - eigene, originelle Projekte, eine breite Palette von dekorativen Oberflächen;

FLEXIBILITÄT - Möglichkeit einer Modifizierung von Standardprojekten, Realisierung der individuellen Projekten;

QUALITÄT - die die Bedürfnisse der Kunden, auch der anspruchvollsten, befriedigt

НОЖКИ И МЕБЕЛЬНЫЕ ОСНОВЫ

представляет собой семейство современных декоративных элементов для мебели, которое позволяет удовлетворить различные требования всех наших клиентов

ДИЗАЙН- собственные оригинальные проекта, широкий ассортимент декоративной отделки;

ГИБКОСТЬ - возможность изменять стандартные конструкции, реализация отдельных проектов;

КАЧЕСТВО - удовлетворение потребностей клиентов, даже самых требовательных.

Wykończenia ozdobne :: Decorative coverings



...-8
Chrom
Chrome



...-37
Czarny chrom
Black chrome



...-2
Miedź
Copper



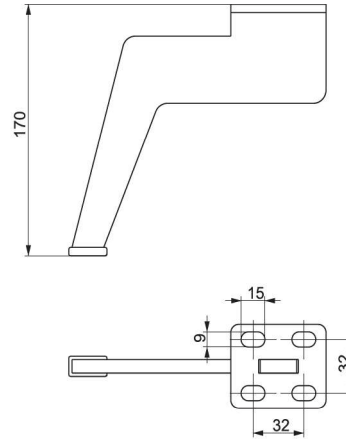
...-34
Nikiel szczotkowany
Brushed nickel



...-19
Czarny struktura
Black structure

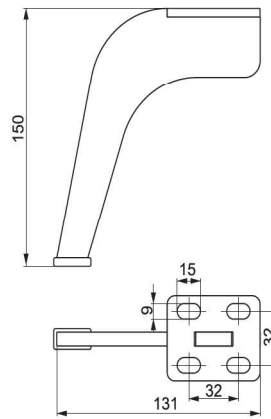
BONI

BG 918-A-8  0,64 **MIN 96**
Stal :: Steel



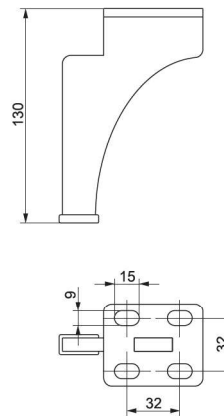
CRUZ

BG 919-8  0,51 **MIN 96**
Stal :: Steel



FUTURA

BG 857-8  0,39 **MIN 96**
Stal :: Steel

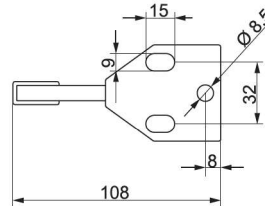
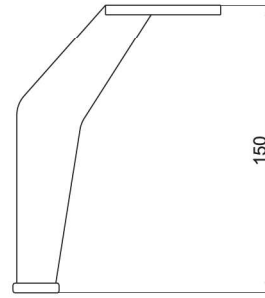


INCA

BG 749-8
Stal :: Steel

0,35

MIN 96

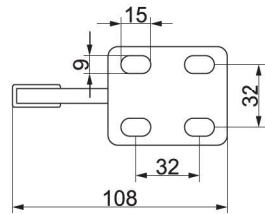
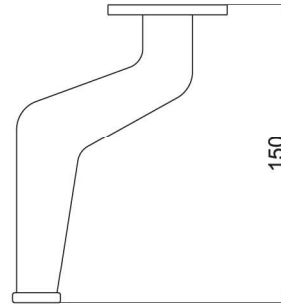


SALZA

BG 756-8
Stal :: Steel

0,40

MIN 96

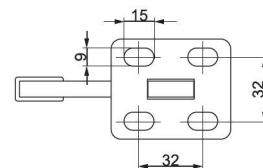
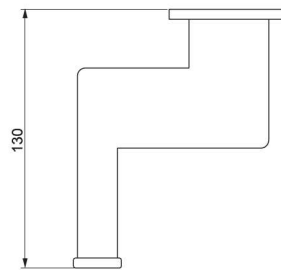


CLAPSY

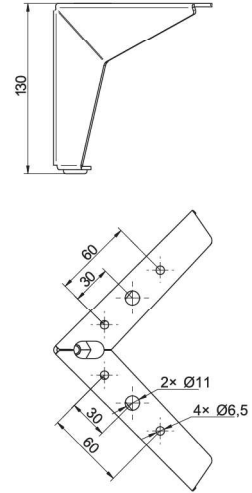
BG 765-8
Stal :: Steel

0,47

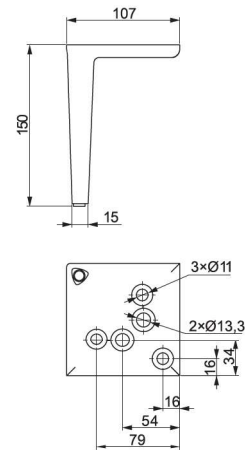
MIN 96





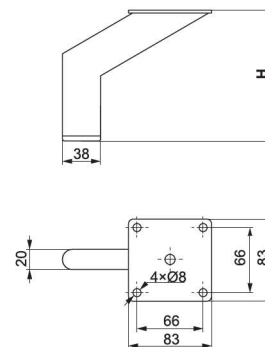
CONDOR **BG 979-8**  0,44 **MIN 100**
 Stal :: Steel



PASO  **BA 006-20**  0,35 **MIN 96**
 Aluminium polerowane :: Polished aluminium

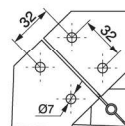
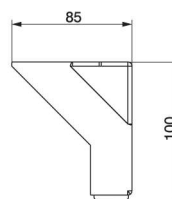


ROSA **BG 149-8** H=130  0,35 **MIN 100**
BG 713-8 H=160  0,38 **MIN 100**
 Stal :: Steel



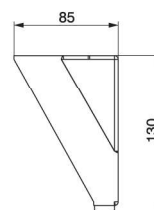
YOKO

BG 533-8  0,30 **MIN 100**
 Stal :: Steel







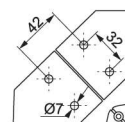
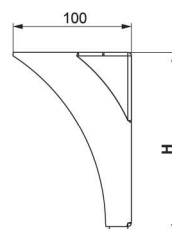
VIGO

BG 531-8  0,47 **MIN 100**
 Stal :: Steel



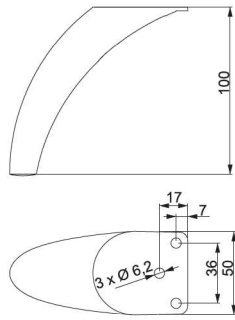
CORAL

BG 551-A-8 H=160  0,42 **MIN 100**
 ● **BG 551-8** H=150  0,40 **MIN 100**
BG 551-B-8 H=120  0,38 **MIN 100**
BG 551-C-8 H=100  0,35 **MIN 100**
 Stal :: Steel



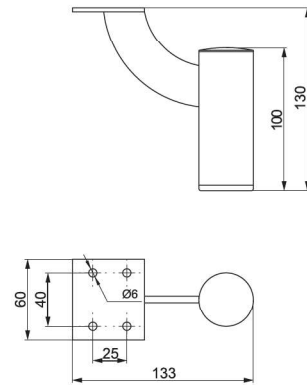
CAYEN

BA 007-A-8  0,30 **MIN 100**
 ZnAl :: ZnAl






PRINS

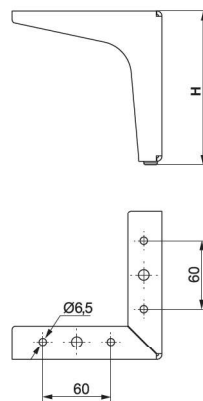
BG 298-8  0,30 **MIN 100**
 Stal :: Steel



ACOR

NG 818-8 H=130  0,40 **MIN 100**
NG 910-8 H=100  0,36 **MIN 100**
BG 532-8 H=153  0,38 **MIN 100**

Stal :: Steel





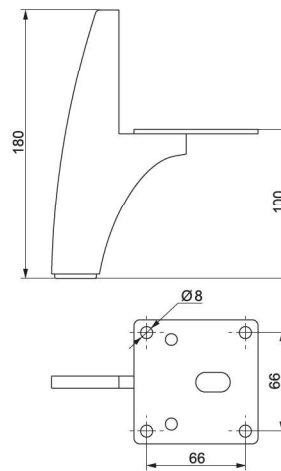
NINFA

BG 913-8

Stal :: Steel

0,59

MIN 100



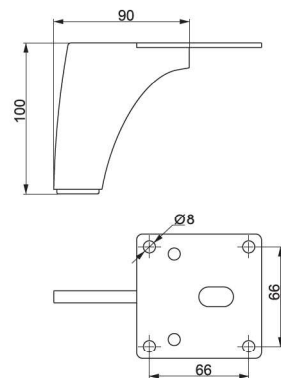
NINFA

BG 931-8




Stal :: Steel

0,46

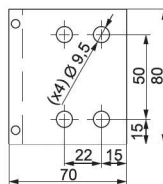
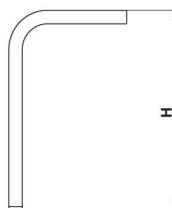
MIN 100



VERTIS

BG 207-8	H=120	 0,85	MIN 100
BG 621-8	H=150	 1,02	MIN 96
BG 591-8	H=100	 0,75	MIN 96

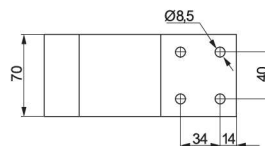
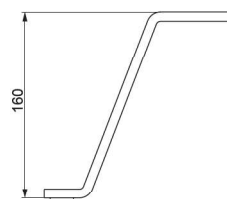
Stal :: Steel



ZET

BG 402-8	 1,09	MIN 100
-----------------	----------------------------------------------------------------------------------------	----------------

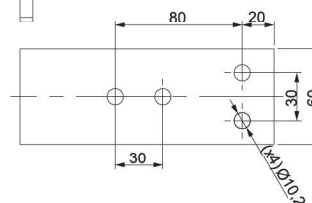
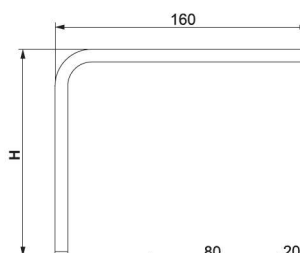
Stal :: Steel



ALEN

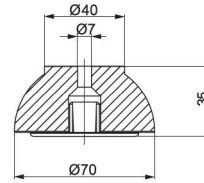
BG 775-8	H=130	 1,30	MIN 96
-----------------	-------	------------------------------------------------------------------------------------------	---------------



Stal :: Steel

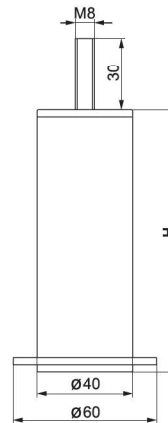


DOT

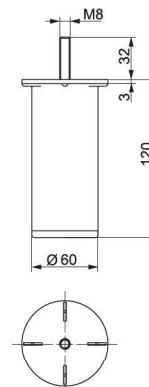
NA 201-0  0,26 **MIN 100**
Aluminium :: Aluminium



PERGOLA **BG 314-8** H=110  0,27 **MIN 100**
BG 319-8 H=80  0,27 **MIN 100**
Stal :: Steel



TUBO **BG 235-8**  0,35 **MIN 100**
Stal :: Steel




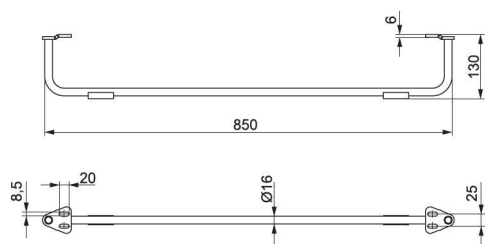
NES

BG 449-8

kg 0,80

MIN 40

Stal :: Steel



SVEN

BG 306-8

H=130

L=910

W=50

T=6

kg 3,00

MIN 40

BG 010-8

H=120

L=800

W=80

T=8

kg 6,00

MIN 40

BG 225-8

H=100

L=800



W=80

T=5

kg 3,20

MIN 40

Stal :: Steel



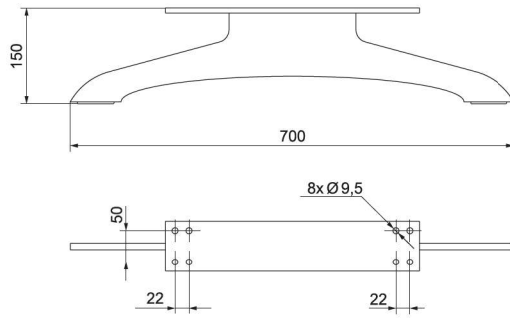
HANA

BG 820-8

kg 5,20

MIN 30

Stal :: Steel




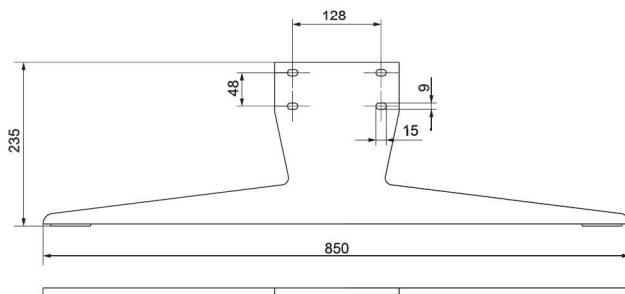
ISLA

BG 858-8

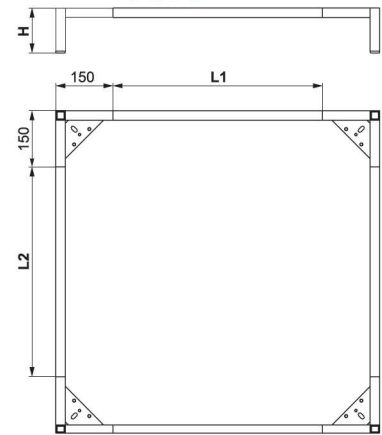
kg 4,83

MIN 30

Stal :: Steel

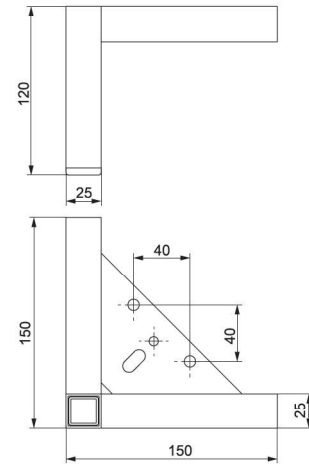


ROMA



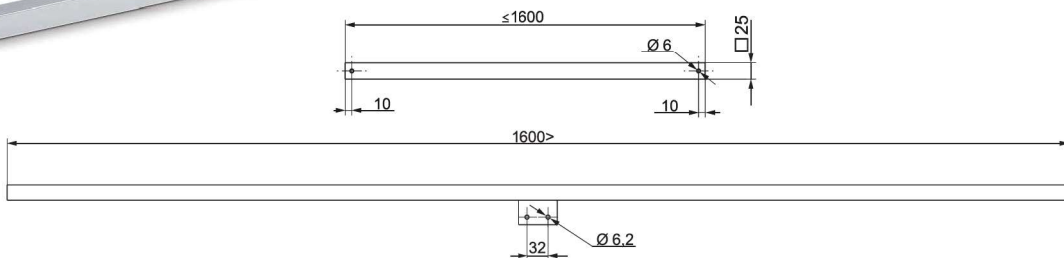

ROMA LEG

BG 708-8  0,51 **MIN 100**
Stal :: Steel

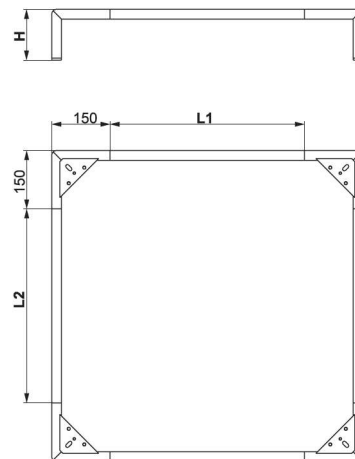


ROMA TUBE

L1, L2 -na zamówienie :: To order
Stal :: Steel

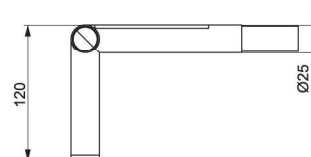


FURON



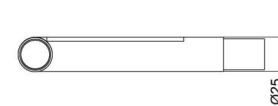
FURON BASIC

BG 273-8  0,53 **MIN 100**
Stal :: Steel



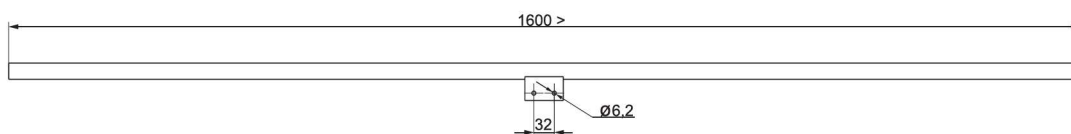

FURON CORNER

BP 069-8  0,35 **MIN 100**
Stal :: Steel



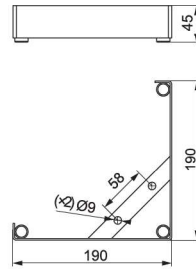
FURON TUBE

L1, L2 -na zamówienie :: To order
Stal :: Steel



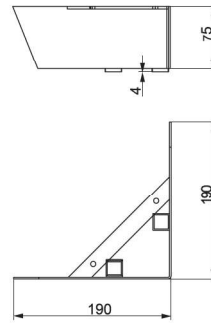
CORBY

NG 726-8  0,41 **MIN 100**
 Stal :: Steel





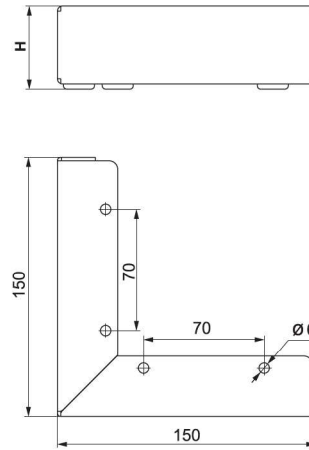
ALPES

NG 399-8  0,51 **MIN 100**
 Stal :: Steel



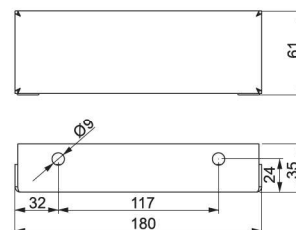
LOBOS



BG 748-8 H=48  0,36 **MIN 100**
BG 748-A-8 H=25  0,24 **MIN 100**
 Stal :: Steel

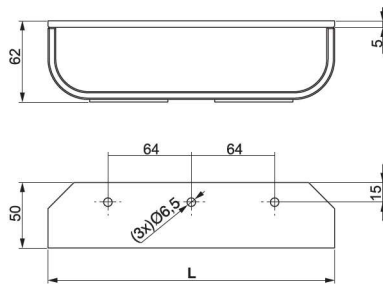


BOCCA

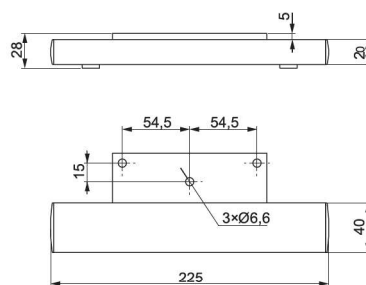
NG 004-8 L=180  0,60 **MIN 100**
 Stal :: Steel




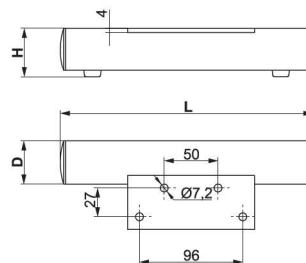
DIUNA ● **BG 453-8** L=220  1,10 **MIN 96**
BG 613-8 L=140  0,55 **MIN 100**
 Stal :: Steel




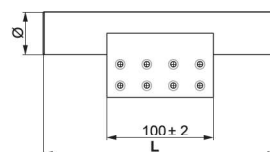
ANKONA **BG 452-8**  0,51 **MIN 100**
 Stal :: Steel



ALPINE **BG 222-8** D=50 H=56 L=225  0,57 **MIN 100**
 Stal :: Steel



ALPINUM **NG 824-8** Ø=40 L=220  0,38 **MIN 100**
 Stal :: Steel




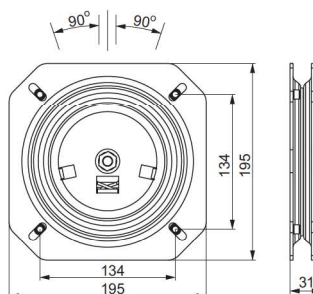
PODSTAWY OBROTOWE :: SWIVEL BASES


DO MAŁYCH I ŚREDNICH FOTELI

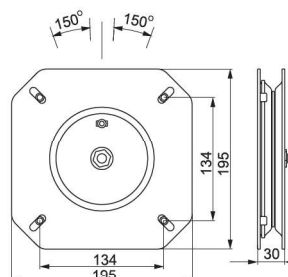
FOR SMALL AND MEDIUM-SIZED CHAIRS



SP 960-C-5  1,90 **MIN 20**
Z automatycznym powrotem :: Auto-return



SP 960-A-5  1,90 **MIN 20**
Z automatycznym powrotem :: Auto-return



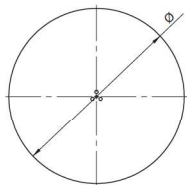
DISH


SP 085-28 Ø=580  12,30 **MIN 20**


SP 085-27 Ø=580  12,30 **MIN 20**


Stal :: Steel

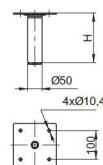
Ø Również na życzenie :: Ø Also on request



SP 093-8 H=112  1,62


SP 931-8 H=172  1,65

SP 934-8 H=192  1,80



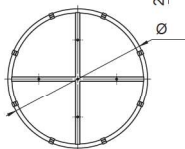
CENTRO

SP 969-5 Ø=610  2,30 **MIN 20**

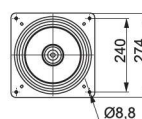
SP 969-A-5 Ø=580  2,30 **MIN 20**

SP 969-C-5 Ø=550  2,30 **MIN 20**

Stal :: Steel



SP 968-5  3,25 **MIN 20**



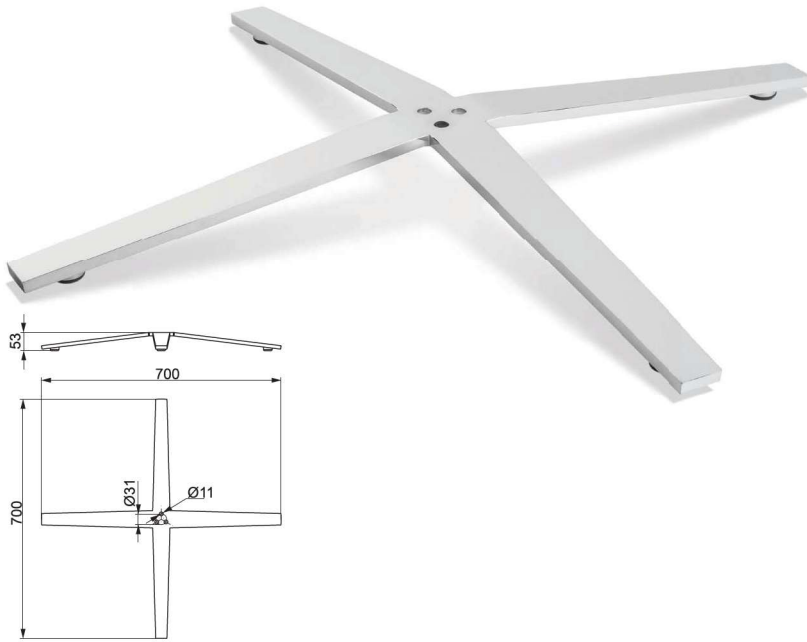
RIO

SP 166-8

kg 4,47

MIN 20

Stal :: Steel



SP 093-8

H=112

kg 1,62

MIN 20

SP 931-8

H=172

kg 1,65

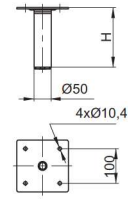
MIN 20

SP 934-8

H=192

kg 1,80

MIN 20



KOMO

SP 788-8

kg 3,30

MIN 20

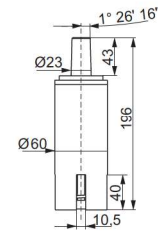
Stal :: Steel



SP 938-8

kg 1,50

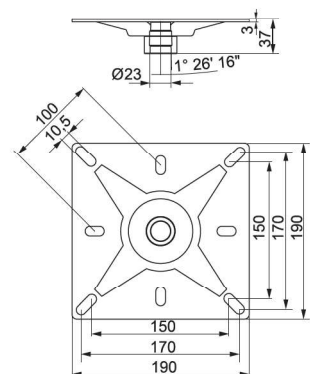

MIN 20



SP 070-B-5


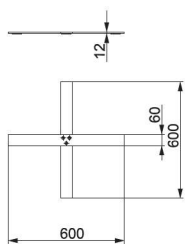
kg 1,10



MIN 20

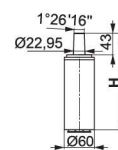


CROSS


SP 087-8  5,25 **MIN 20**
Stal :: Steel



SP 209-8 H=192  1,50 **MIN 20**
SP 903-8 H=383  1,80 **MIN 20**

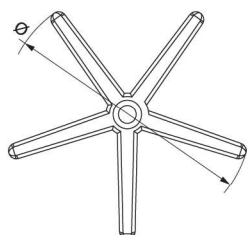
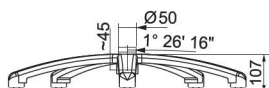




SP 070-B-5  1,10 **MIN 20**

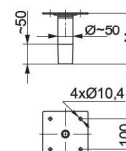


PENTE

SP 095-C-20  3,30 $\varnothing=700$ **MIN 20**
Aluminium :: Aluminium



SP 912-8 H=90  1,50 **MIN 20**
SP 782-8 H=107  1,47 **MIN 20**
SP 778-8 H=157  1,77 **MIN 20**

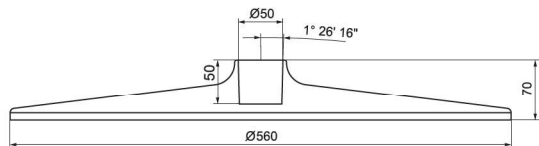





PODSTAWY OBROTOWE :: SWIVEL BASES


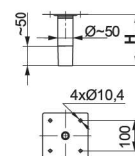
DO MAŁYCH I ŚREDNICH FOTELI

FOR SMALL AND MEDIUM-SIZED CHAIRS

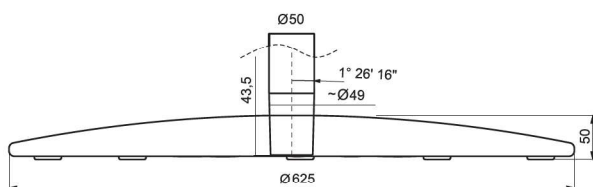
TRUNKY **SP 769-8**  4,50 **MIN 20**
Stal :: Steel




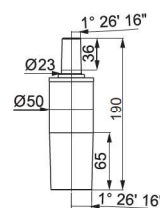
SP 912-8 H=90  1,50
SP 782-8 H=107  1,47
SP 778-8 H=157  1,77



SFERUS **SP 127-27**  5,50 **MIN 20**
Stal :: Steel



SP 142-A-8  1,70

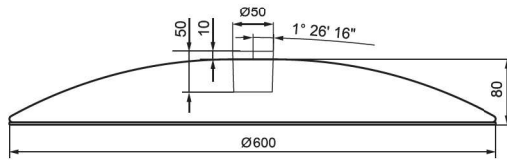


SFERIC

SP 079-8

5,40 MIN 20

Stal :: Steel



SP 912-8

H=90

1,50 MIN 20

SP 782-8


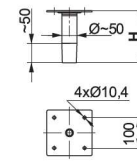
H=107

1,47 MIN 20

SP 778-8

H=157

1,77 MIN 20

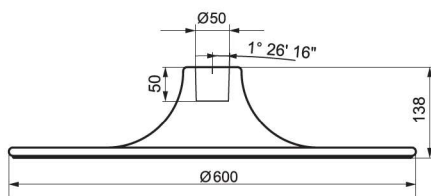


TRUNK

SP 776-8

7,10 MIN 20

Stal :: Steel



SP 912-8

H=90

1,50 MIN 20

SP 782-8

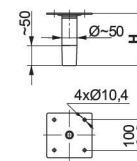
H=107

1,47 MIN 20

SP 778-8

H=157

1,77 MIN 20



INDEX

A

AH 001-164
 AH 002-164
 AH 003-164
 AH 011-565
 AH 024-164
 AH 025-164
 AH 049-164
 AH 050-165
 AH 055-464
 AH 068-565
 AH 071-165
 AH 072-535
 AH 073-532
 AK 003-168
 AK 006-168
 AK 012-168
 AK 034-568
 AK 083-574
 AK 085-429, 69
 AK 131-129, 69
 AK 133-141, 43, 47
 AK 177-429, 69
 AK 442-139
 AL 011-162
 AL 034-162
 AL 050-513, 14, 15
 AL 051-513
 AL 052-513
 AL 094-141, 43, 47
 AL 200-162
 AP 008-172
 AP 041-139, 72
 AP 046-139, 72
 AP 072-134, 35
 AR 006-A-139
 AR 006-C-172
 AR 006-D-172
 AR 015-134
 AR 015-A-135
 AR 101-170
 AR 103-170
 AR 104-170
 AR 105-170
 AR 106-171
 AR 107-170
 AR 108-170
 AR 109-171
 AR 110-171
 AR 115-172
 AR 116-135, 72
 AR 117-173
 AR 121-172

AR 136-171
 AR 165-116, 71
 AR 167-172
 AR 168-171
 AR 172-171
 AR 174-171
 AR 189-171
 AR 190-170
 AR 205-170
 AS 052-C-573
 AS 102-124
 AS 105-122, 24
 AS 107-124
 AS 108-19, 24
 AS 109-19, 24
 AS 119-16, 7, 10, 22
 AS 119-4660, 61
 AS 120-116
 AS 126-19, 24
 AS 129-124
 AS 130-122
 AS 135-16, 7, 8, 10
 AS 138-131
 AS 141-074
 AS 146-122
 AS 153-074
 AS 161-074
 AS 162-074
 AS 169-074
 AS 176-124
 AS 189-17
 AS 252-16, 7, 8, 10
 AS 258-19
 AS 414-19
 AS 428-18
 AS 432-17
 AS 437-074
 AS 477-122
 AS 506-159
 AZ 032-147
 AZ 208-166
 AZ 229-166
 AZ 321-113, 15, 16,
 67
 AZ 324-167
 AZ 326-167
 AZ 357-113, 15, 66
 AZ 358-166
 AZ 359-166
 AZ 361-166
 AZ 603-167
 AZ 604-167
 AZ 605-167
 AZ 716-162
 AZ 717-162

B

BA 006-2082
 BA 007-A-884
 BG 010-888
 BG 086-833
 BG 149-882
 BG 207-886
 BG 222-893
 BG 225-888
 BG 235-887
 BG 273-891
 BG 298-884
 BG 306-888
 BG 314-887
 BG 319-887
 BG 402-886
 BG 449-888
 BG 452-893
 BG 453-893
 BG 531-883
 BG 532-884
 BG 533-883
 BG 551-883
 BG 551-A-883
 BG 551-B-883
 BG 551-C-883
 BG 591-886
 BG 613-893
 BG 621-886
 BG 708-890
 BG 713-882
 BG 748-892
 BG 748-A-892
 BG 749-881
 BG 756-881
 BG 765-881
 BG 775-886
 BG 820-889
 BG 857-880
 BG 858-889
 BG 913-885
 BG 918-A-880
 BG 919-880
 BG 931-885
 BG 979-882
 BP 069-891
C
 CB 029-5-3G10
 CB 033-5-3G10, 30
 CH 009-164
 CH 028-164
 CH 031-110, 65
 CK 017-568
 CK 028-529, 69
 CK 101-168

CL 006-169
 CR 018-171
 CZ 002-162
 CZ 034-163
 CZ 149-B-163
 CZ 149-C-163
 CZ 150-163
 CZ 181-165

D

DL 055-074
 DL 056-074

K

KDH02635, 36, 39
 KDH05435, 36, 39
 KDH05735, 36, 39
 KDH13535, 36, 39
 KDYJT013-A-X39
 KDYJT013-B-X34, 39
 KO 009-518
 KO 011-518
 KO 012-518
 KO 128-118

L

LZ 037-513, 67

M

MK 082-A-858
 MS 002-517
 MS 003-517

N

NA 201-087
 NG 004-892
 NG 250-A-529
 NG 399-892
 NG 726-892
 NG 818-884
 NG 824-893
 NG 910-884

P

PB 031-520
 PB 033-157
 PB 033-I-157
 PB 041-521
 PB 103-422
 PB 105-423
 PB 356-122, 23
 PB 357-122, 23
 PC 001-853
 PC 006-853
 PC 011-553
 PC 024-126



STALMOT & WOLMET
SMART IDEAS FOR FURNITURE



Siedziba / HQ

Stalmot & Wolmet Sp. z o.o.
13-100 Nidzica, ul. Sienkiewicza 2, Poland
EU-VAT No. PL7393859124, Regon: 281475515
tel. +48 89 625 66 96
fax +48 89 625 31 24

Zakład w Bartoszycach / Plant in Bartoszyce

11-200 Bartoszyce, ul. Drzewna 5, Poland
tel. +48 89 762 32 92
fax +48 68 762 29 68

Zakład w Wolsztynie / Plant in Wolsztyn

64-200 Wolsztyn, ul. Fabryczna 15, Poland
tel. +48 68 347 07 70
fax +48 68 347 07 61

Visit our website to find your local distributor
www.stalmot.com

Niniejszy katalog nie jest ofertą w rozumieniu przepisów Kodeksu Cywilnego. Producent zastrzega sobie prawo do dokonywania zmian konstrukcyjnych w wyrobach, nie zmieniając ich ogólnego charakteru. Zdjęcia produktów i ich kolorystyka umieszczone w katalogu handlowym mogą się różnić od faktycznego wyglądu. Wszelkie prawa zastrzeżone.

This catalogue does not constitute an offer within the meaning of the Polish Civil Code. The company reserves the right to design changes to products, without changing their general character. Photos and colours of the products shown in this catalogue may slightly vary from the actual product. All Rights Reserved.